Registered People of Concern Refugees and Asylum Seekers in Jordan - IRQ

UNHCR The UN Refugee Agency

Updated date: 4/3/2022

Active Registered People Of Concern **66,118**

66,117 100.0%

1 0.0%

8,555 12.9%

39,614 59.9%

17,949 27.1%

Age and Gender

Gender	0-4	5-11	12-17	18-35	36-59	60+
Male	679	4,288	4,415	10,766	10,057	3,934
Female	635	3,985	3,947	9,454	9,337	4,621
Total	**1,314**	**8,273**	**8,362**	**20,220**	**19,394**	**8,555**
	2.0%	12.5%	12.6%	30.6%	29.3%	12.9%

Biometric Statistics

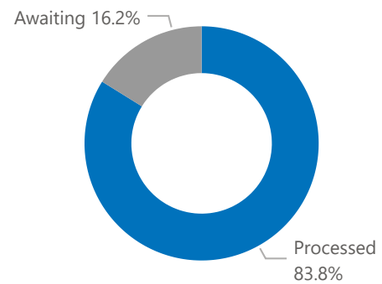

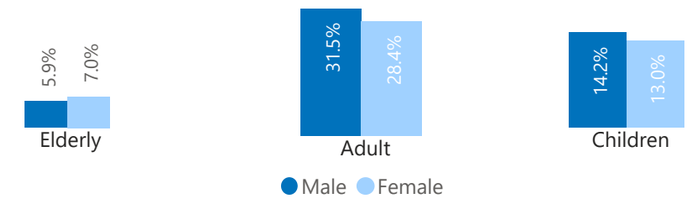

Origin Country

IRQ	66,118	100.0%

Specific Needs

Serious medical condition	11,228	17.0%
Specific legal and physical protection needs	2,189	3.3%
Woman at risk	2,042	3.1%
Child at risk	1,879	2.8%
Single parent	1,178	1.8%
Older person at risk	989	1.5%
Unaccompanied or separated child	79	0.1%

** Specific need Disability is under validation*

** An individual can have more than one specific need*

Individuals with Specific Needs	16,013	24.2%

Year of Arrival

Pre 2011	13,402	21.6%
2011	2,264	3.6%
2012	2,490	4.0%
2013	4,528	7.3%
2014	15,615	25.2%
2015	7,521	12.1%
2016	8,167	13.2%
2017	5,465	8.8%
2018	2,471	4.0%
2019	87	0.1%
2020	54	0.1%
2021	7	0.0%
2022	1	0.0%

** The new arrivals excludes newborn babies who are represented under the registration trend.*

Registration Trend

Pre - 2011	133,236	65.4%
2011	7,770	3.8%
2012	4,088	2.0%
2013	5,396	2.6%
2014	21,537	10.6%
2015	9,870	4.8%
2016	10,563	5.2%
2017	7,070	3.5%
2018	3,220	1.6%
2019	431	0.2%
2020	127	0.1%
2021	425	0.2%
2022	69	0.0%

Registration Trend Quarterly

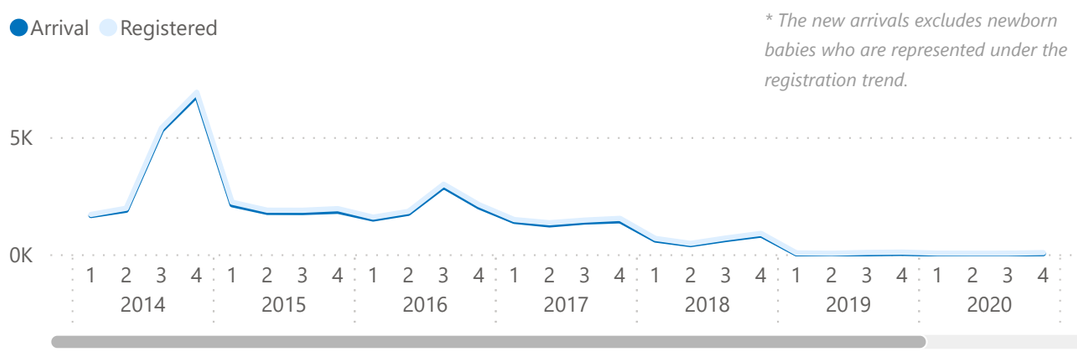

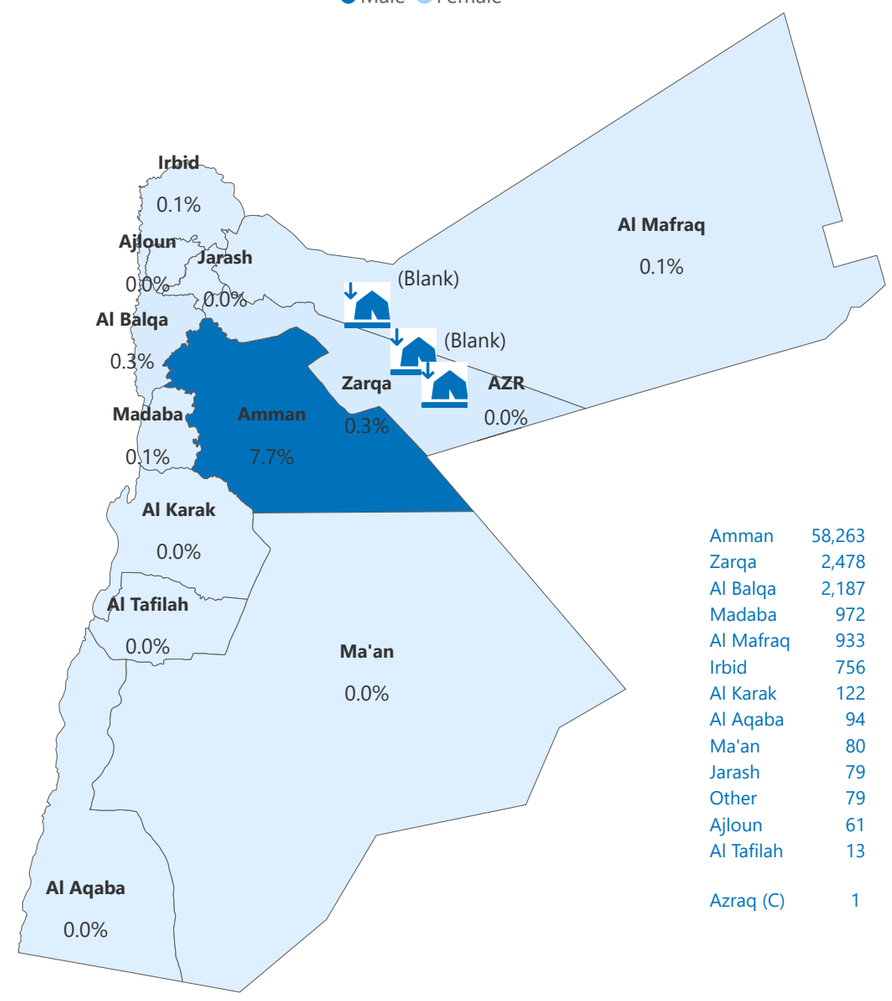

Amman	58,263
Zarqa	2,478
Al Balqa	2,187
Madaba	972
Al Mafraq	933
Irbid	756
Al Karak	122
Al Aqaba	94
Ma'an	80
Jarash	79
Other	79
Ajloun	61
Al Tafilah	13
Azraq (C)	1

Prepared by Data Analysis Group | Jordan