Registered People of Concern Refugees and Asylum Seekers in Jordan - Multip...

Updated date: 4/3/2022

Active Registered People Of Concern **20,577**

	20,577	100.0%
	0	0.0%
	1,030	5.0%
	14,013	68.1%
	5,534	26.9%

Age and Gender

Gender	0-4	5-11	12-17	18-35	36-59	60+
Female	1,096	958	664	2,165	1,385	266
Male	1,114	995	707	5,992	4,471	764
Total	**2,210**	**1,953**	**1,371**	**8,157**	**5,856**	**1,030**
	10.7%	9.5%	6.7%	39.6%	28.5%	5.0%

Biometric Statistics

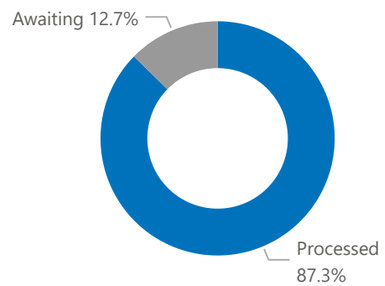

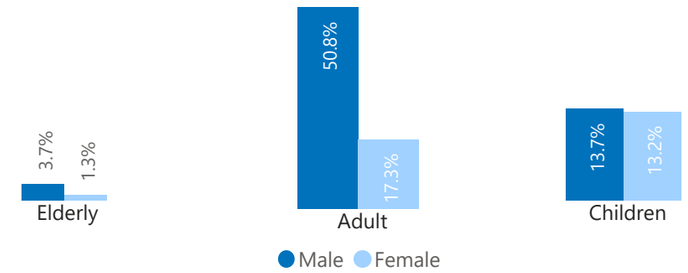

Origin Country

SOM	658	3.2%
other	1,386	6.7%
SUD	5,662	27.5%
YEM	12,871	62.6%

Specific Needs

Serious medical condition	3,707	18.0%
Specific legal and physical protection needs	1,120	5.4%
Woman at risk	553	2.7%
Child at risk	297	1.4%
Single parent	289	1.4%
Older person at risk	119	0.6%
Unaccompanied or separated child	35	0.2%

** Specific need Disability is under validation*

** An individual can have more than one specific need*

Individuals with Specific Needs	5,224	25.4%

Year of Arrival

Pre 2011	1,506	8.4%
2011	495	2.8%
2012	917	5.1%
2013	2,054	11.5%
2014	1,682	9.4%
2015	3,234	18.1%
2016	1,290	7.2%
2017	1,841	10.3%
2018	4,678	26.1%
2019	142	0.8%
2020	44	0.2%
2021	12	0.1%
2022	0	0.0%

Registration Trend

Pre - 2011	8,235	20.9%
2011	857	2.2%
2012	710	1.8%
2013	2,509	6.4%
2014	2,865	7.3%
2015	4,359	11.1%
2016	3,546	9.0%
2017	5,590	14.2%
2018	8,064	20.5%
2019	1,211	3.1%
2020	428	1.1%
2021	818	2.1%
2022	182	0.5%

Registration Trend Quarterly

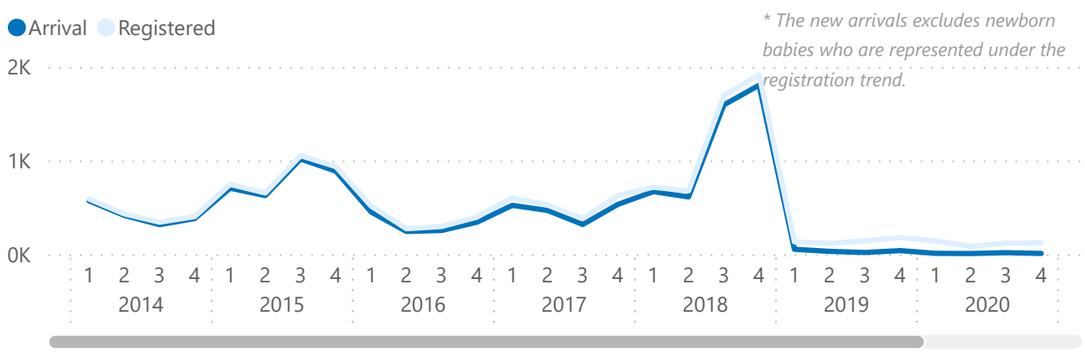

** The new arrivals excludes newborn babies who are represented under the registration trend.*

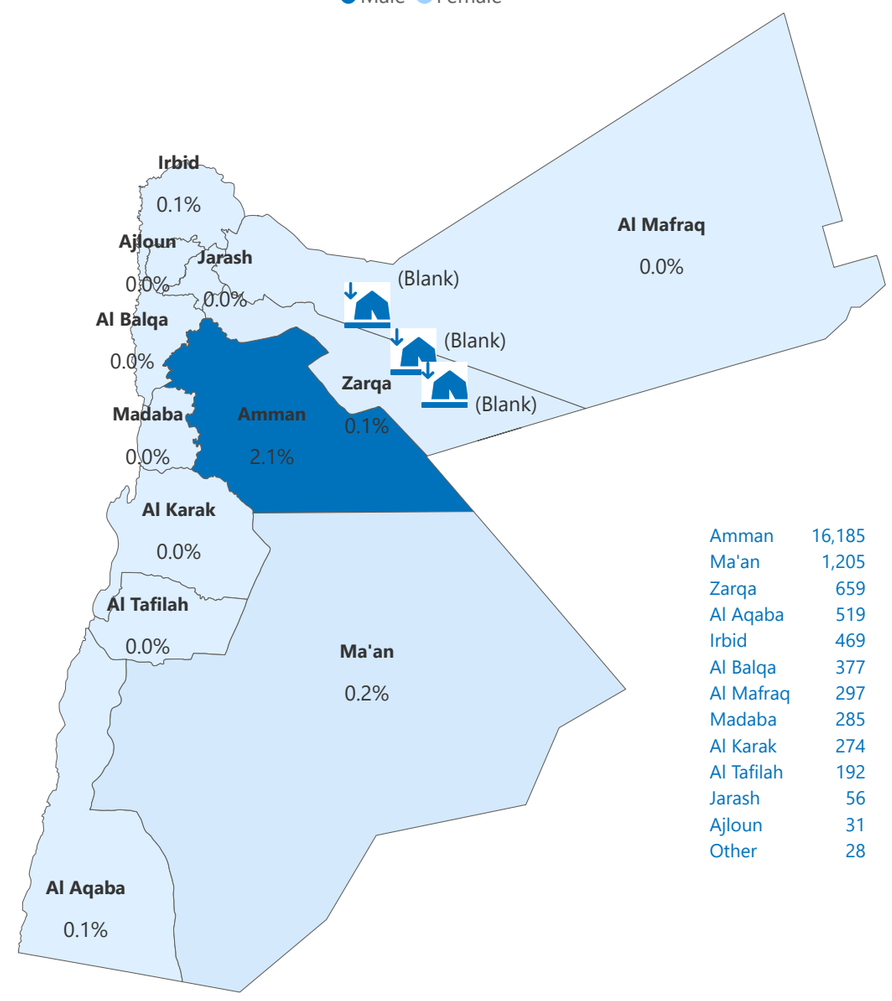

Amman	16,185
Ma'an	1,205
Zarqa	659
Al Aqaba	519
Irbid	469
Al Balqa	377
Al Mafraq	297
Madaba	285
Al Karak	274
Al Tafilah	192
Jarash	56
Ajloun	31
Other	28

Prepared by Data Analysis Group | Jordan