Registered Syrian Refugees in Host Countries

March 2022 / Egypt, Iraq, Jordan, Lebanon, and Turkey

Demography of registered Syrian refugees

Registered Syrian refugees
5,724,230

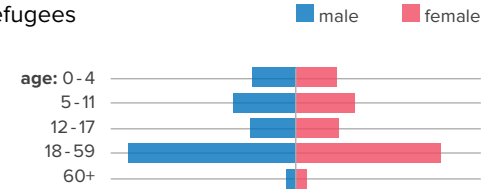

In-camp
278,534

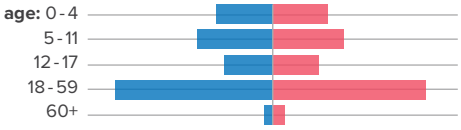

Registered Syrian refugees (Urban, peri-Urban, rural)
5,445,696

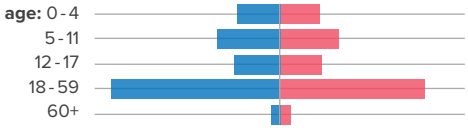

Key figures

Sources:
Click on key figure

47%
of the registered Syrian refugees are children under the age of 18.

95%
of Syrian refugees across the region reside within the host community, mainly in urban areas; **5%** reside in camps

Syrian refugee youth aged between 15 and 24 years old constitute around **20%** of the total registered Syrian population in the five countries.

9% of individuals were found to have a disability in Lebanon, **30%** with physical or intellectual needs in Jordan, and **8%** of Syrian refugees are considered to have disability in Egypt.

Population of registered Syrian refugees within the region

Turkey

3,763,565
registered Syrian refugees

Iraq

257,974
registered Syrian refugees

Egypt

140,789
registered Syrian refugees

Lebanon

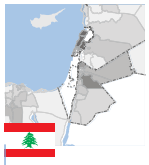

839,086
registered Syrian refugees

Jordan

674,268
registered Syrian refugees

TOTAL

5,724,230*
registered Syrian refugees as of 31 March 2022

** The total includes Turkey, Iraq, Egypt, Lebanon, Jordan, and North Africa*
Data from UNHCR: https://data2.unhcr.org/en/situations/syria

Return

Voluntary Syrian Refugee Returns as Verified by UNHCR as of 31 March 2022

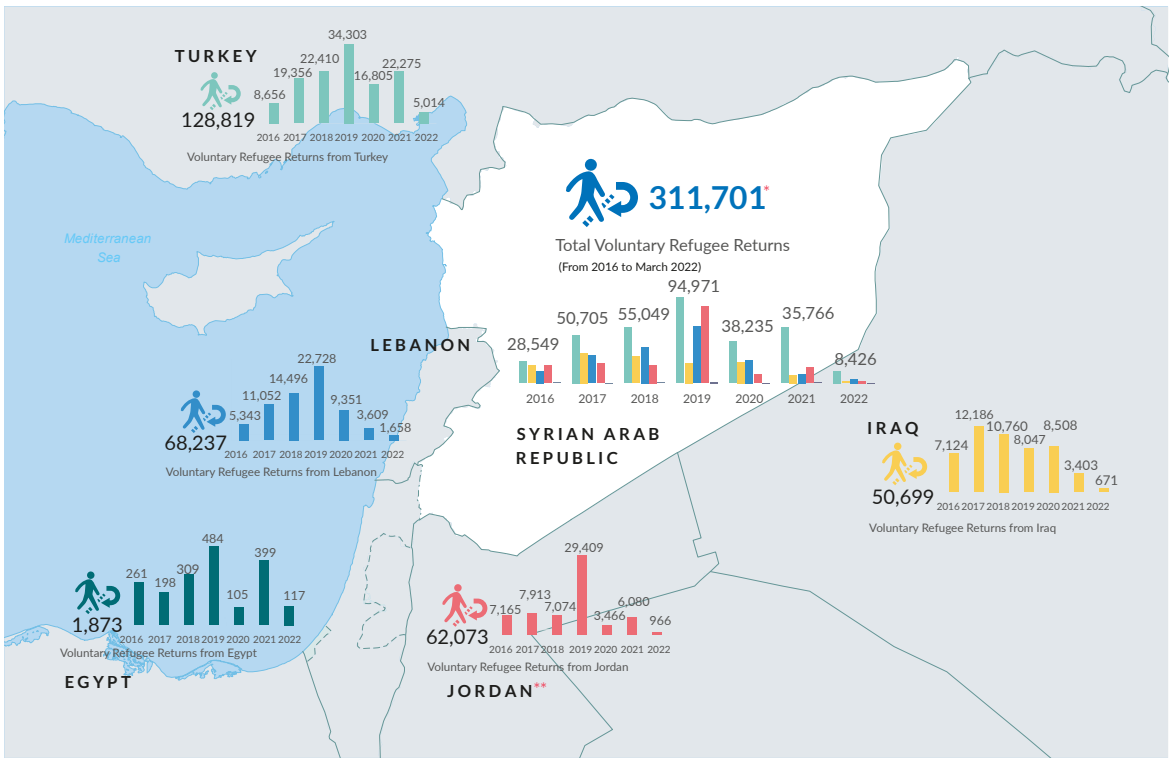

* The numbers reported are only those verified or monitored by UNHCR and do not reflect the entire number of returns, which may be significantly higher.

** Since the re-opening of the border on 15 October 2018, the methodology for returns data was adapted. The return data after 15 October 2018 remains tentative and is undergoing validation and re-adjustments.

Daily return average in 2022	Monthly return average in 2022	Returns so far in 2022
94	**2,809**	**8,426**

Regional Return Trends: 2019-2022

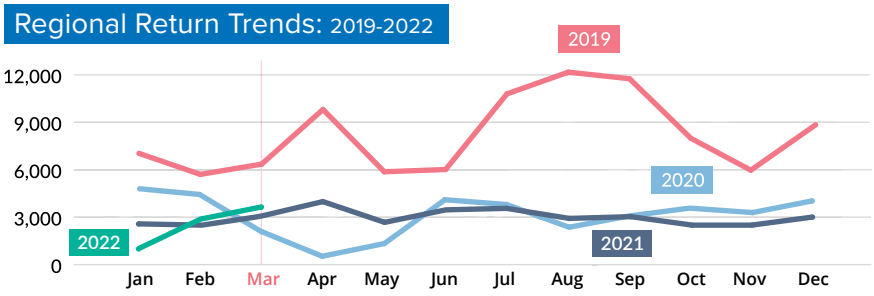

Regional Monthly Average

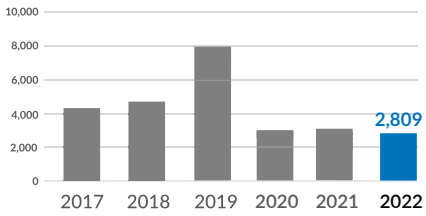

Returns by Governorate of Origin: March 2022

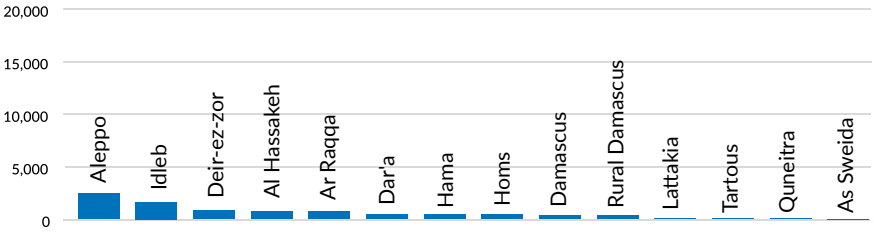

Returns by Sex & Age in 2022

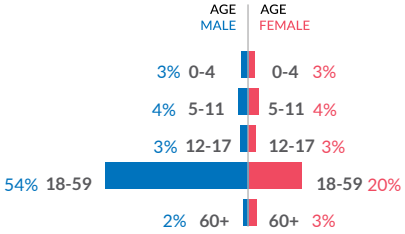

Disclaimer: percentages may not add up to 100% due to rounding

Resettlement

Resettlement Submissions in 2022

Country of Asylum	2022 Submissions and Resubmissions	Jan	Feb	Mar	Apr	May	Jun	Jul	Aug	Sep	Oct	Nov	Dec
Egypt	169	23	37	109									
Iraq	418	243	125	300									
Jordan	962	233	367	362									
Lebanon	2,020	296	714	1,010									
Turkey	2,748	287	1,378	1,083									
	6,317												

2022 Departures	Jan	Feb	Mar	Apr	May	Jun	Jul	Aug	Sep	Oct	Nov	Dec
395	24	98	273									
53	13	20	20									
1,313	335	331	647									
1,297	295	469	533									
1,533	350	678	505									
4,591												

Resettlement: Demography

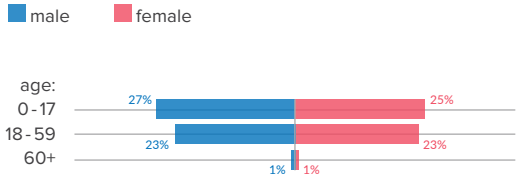

Disclaimer: percentages may not add up to 100% due to rounding

Resettlement Submissions and Departures 2018 - 2022

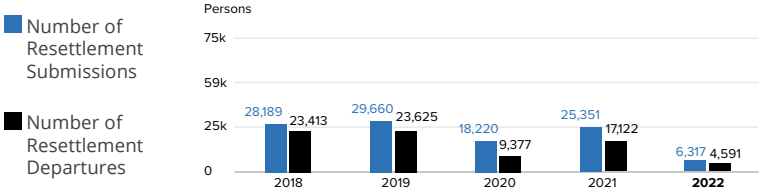

Main Countries of Resettlement in 2022

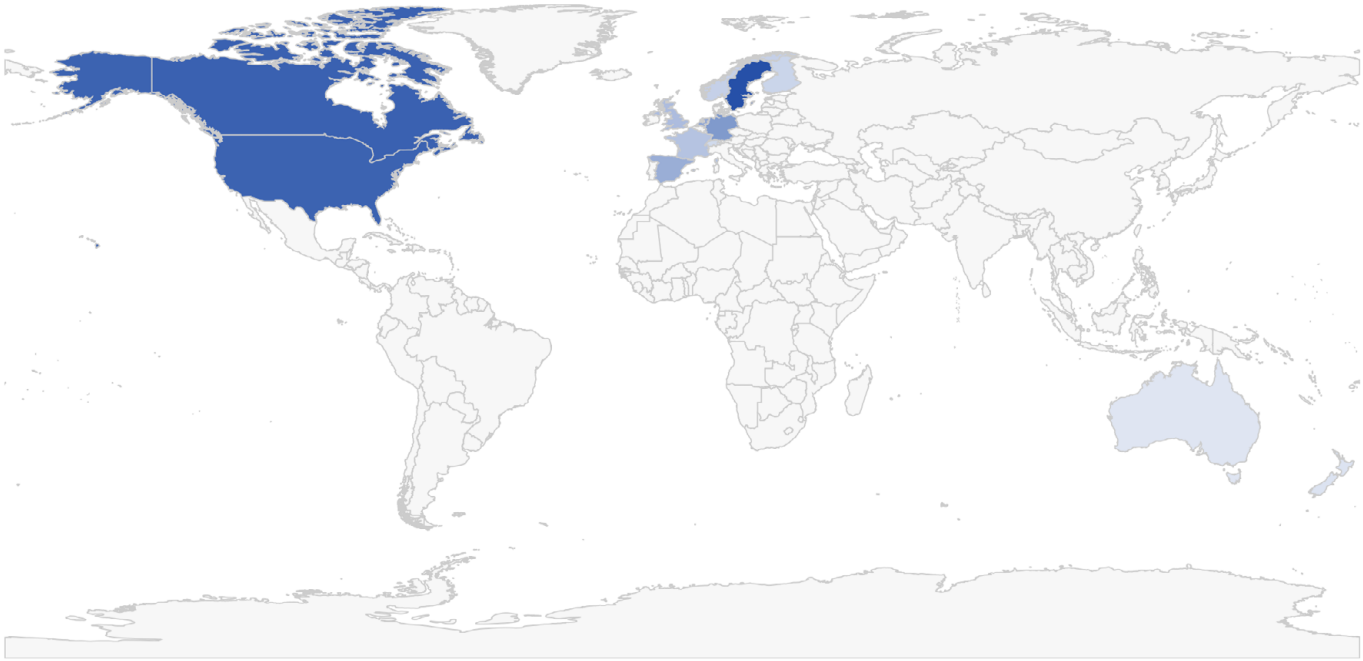

data from UNHCR: https://rsq.unhcr.org/en

For more information, please contact Ryan Marshall, Senior Inter-Agency Coordinator, marshall@unhcr.org and Annika Gerlach, Inter-Agency Coordination Officer, gerlacha@unhcr.org