Uganda - Refugee Statistics March 2022 - Kiryandongo

Total Population
76,527

Total Refugees
76,487

Total Households
10,764

Total Asylum-Seekers
40

Women and Children
82%
62,764

Elderly
2%
1,520

Female
52%
39,612

Youth 15-24
29%
22,525

Zones - Top 10

Level3	HHs	Individuals
Ranch 1	5,639	38,190
Ranch 37	4,986	35,586
Zone Ii	1	5
Zone Vii	3	4
Makindye Division	1	1
Zone 6	1	1
Zone 8	1	1
Zone I	1	1

Country of Origin

Country of Origin	Total
South Sudan	75,710
Democratic Republic of the Congo	312
Sudan	240
Kenya	190
Burundi	40
Rwanda	26
Somalia	4

Age & Gender Breakdown

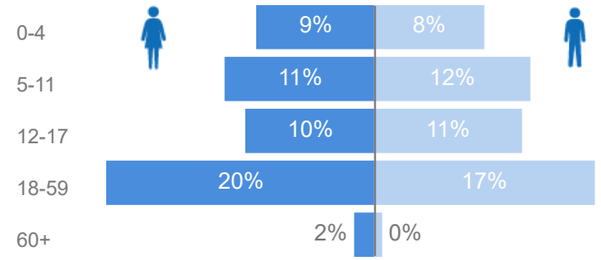

Specific Needs - Top 7

3,874 2,452

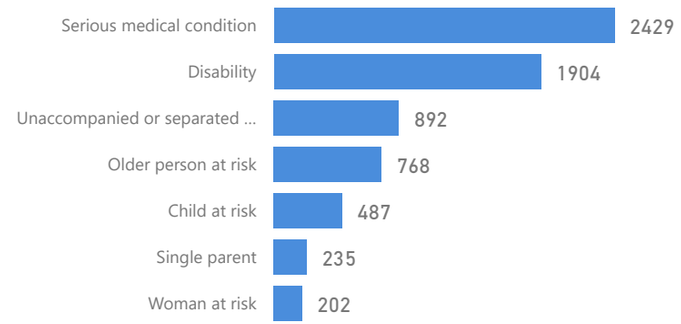

New Registration by Month

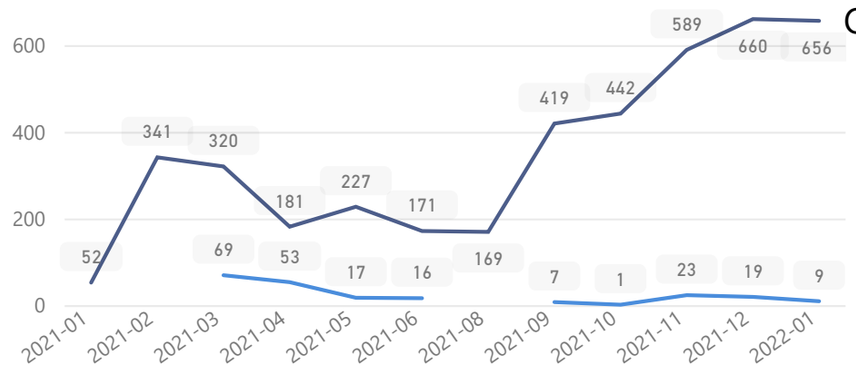

Occupation - Top 5

16.1% Have occupation

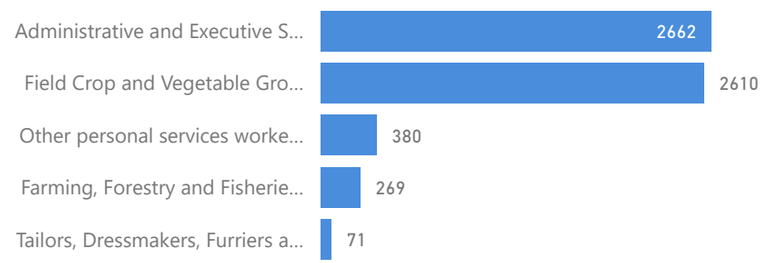

* Age is between 18 - 59 years for Occupation
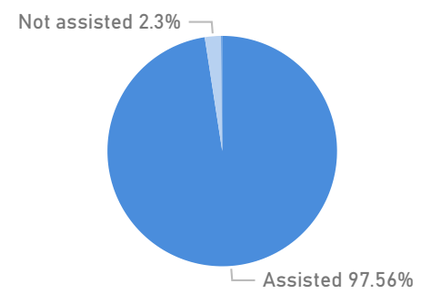
Assistance Status