



# ETHIOPIA Urban Refugee Population in Addis Ababa

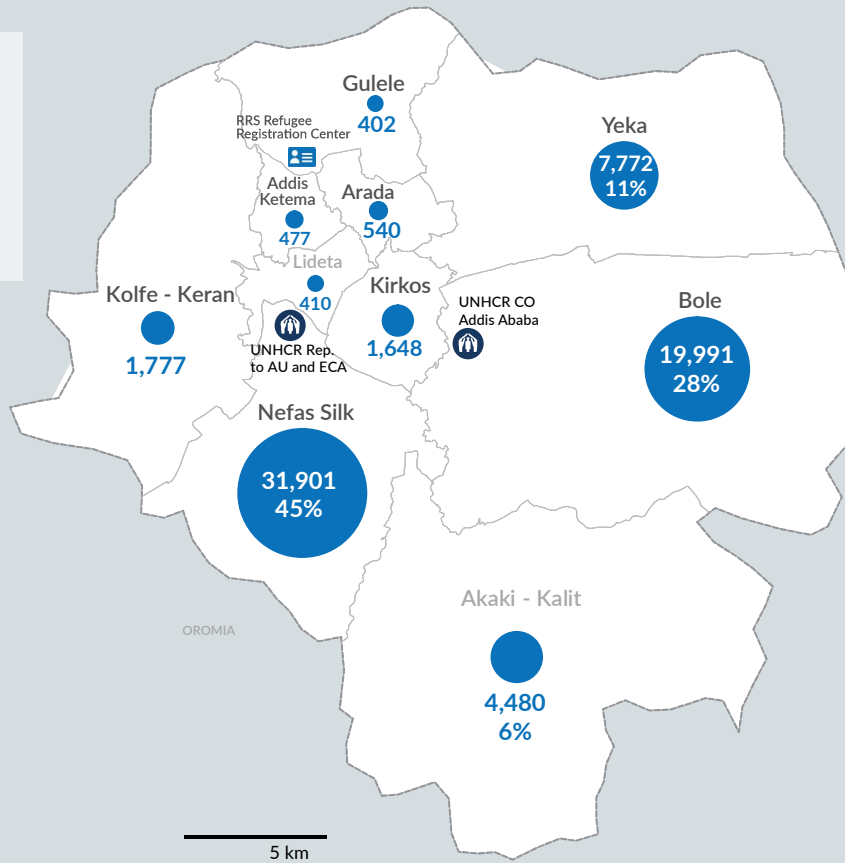
As of March 2022

## 71,596

Individuals

## 44,412

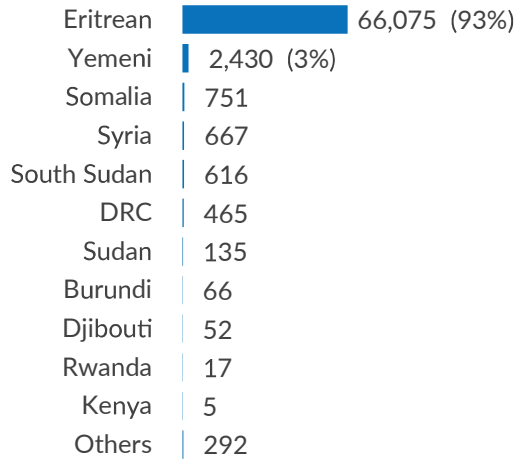
Households



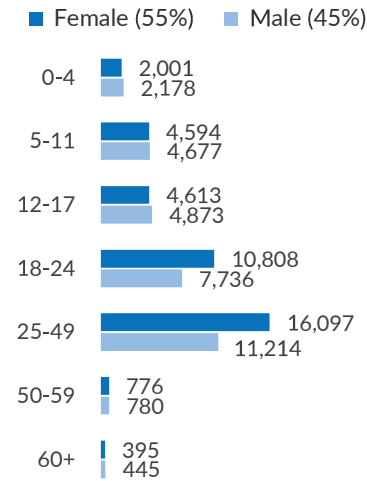
- UNHCR Representation
- Refugee Registration center
- 5,000 Refugee population by Sub City
- Administrative boundary (Level 1)
- Sub City (Level 2)

The boundaries and names shown and the designations used on this map do not imply official endorsement or acceptance by the United Nations.

### Country of origin



### Demography



Children (0 -17 years)

32%

Adults (18 - 59 years)

67%

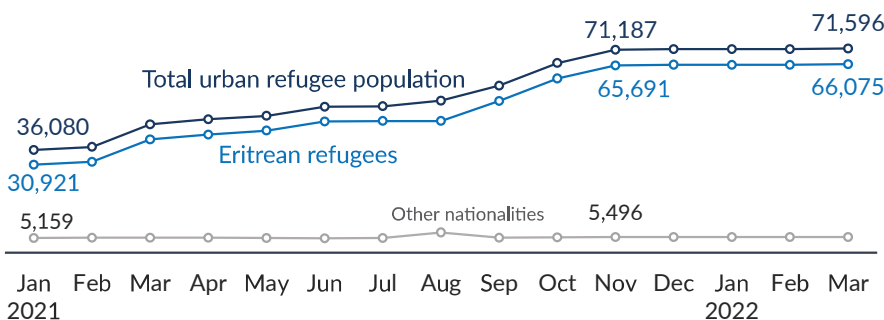
Elderly (60+)

1%

Women & Children

71%

### Urban Population Trends | Jan 2021 - Mar 2022



### Gender of Household Representatives

Female 57%



Male 43%

### Communication channels to enhance access of persons of concern to services

Digital Request & Complaint System (Online platform), Helpdesk, SMS (Toll free), Help center, Public computer

The refugee population in Addis Ababa has **doubled** since January 2021, mainly due to self-relocation movements of Eritrean refugees from Tigray region.