


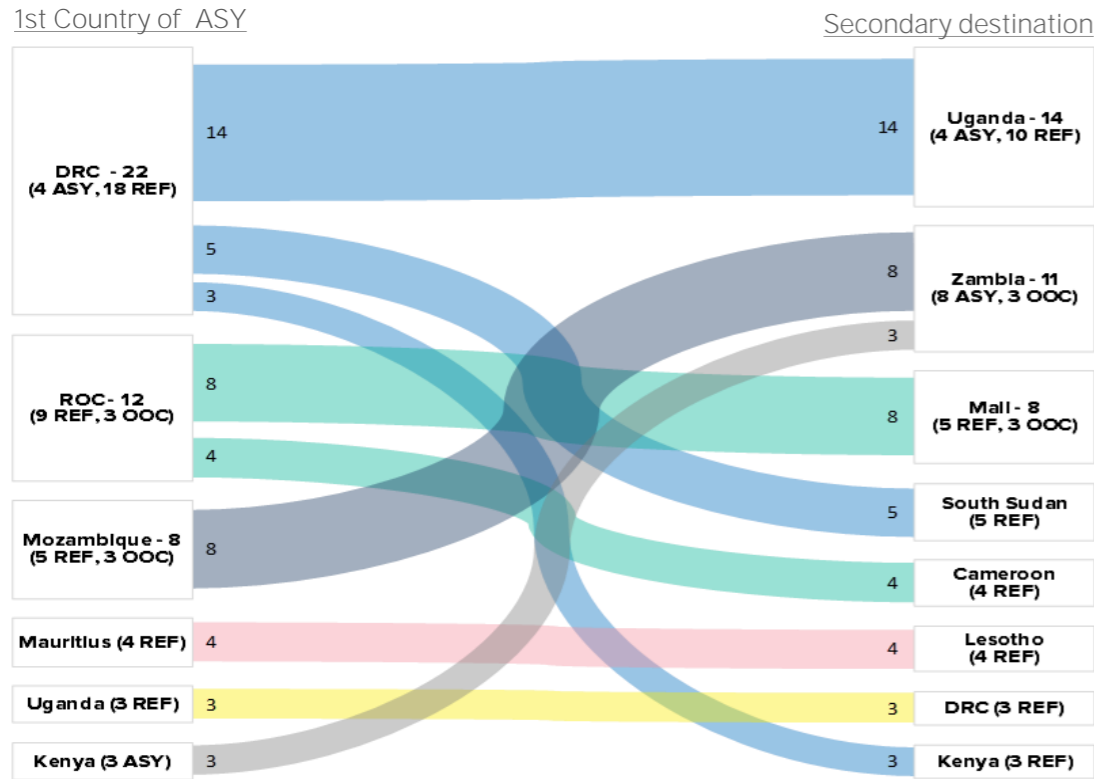
CROSS BORDER MOVEMENTS KEY FIGURES



AGES, GENDER AND LEGAL STATUS OF MOVERS **

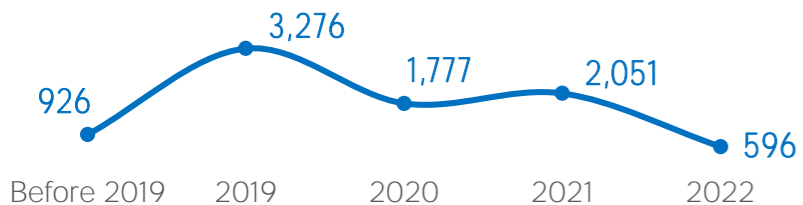


CROSS BORDER MOVEMENTS WHERE THE FLOW INVOLVED 3 POCs AND MORE *

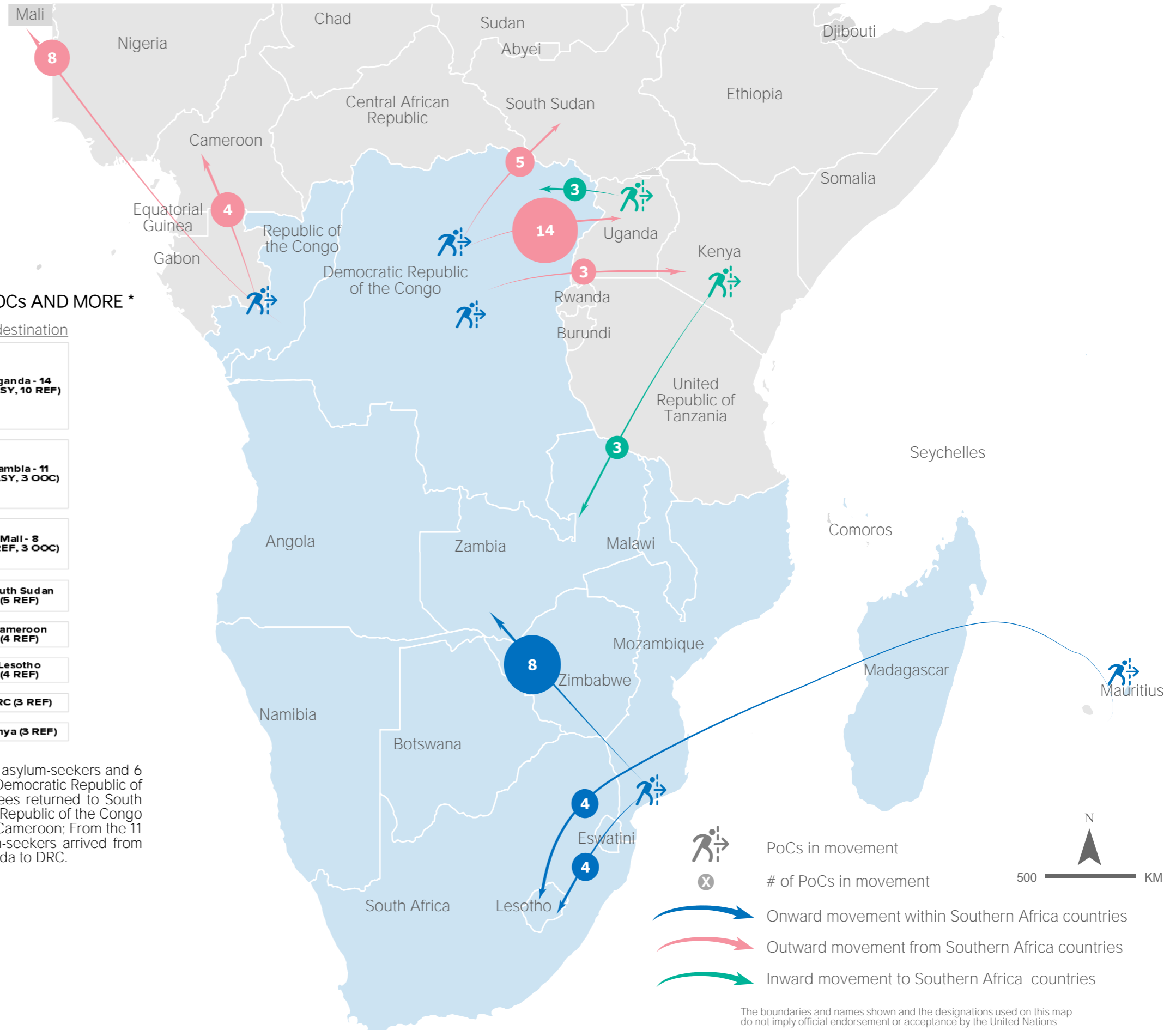


In April 2022, 52 cross-border movements were recorded involving 39 refugees, 7 asylum-seekers and 6 other of concerns to UNHCR. From the 22 Person of Concerns (PoCs) who left the Democratic Republic of the Congo (DRC), 10 refugees and 4 asylum-seekers crossed to Uganda, 5 refugees returned to South Sudan and 3 refugees crossed to Kenya; Among the 12 PoCs who crossed from the Republic of the Congo (RoC), 5 refugees and 3 other of concerns went to Mali while 4 refugees crossed to Cameroon; From the 11 PoCs who crossed to Zambia, 8 refugees came from Mozambique and 3 asylum-seekers arrived from Kenya; 4 refugees crossed from Mauritius to Lesotho; 3 refugees crossed from Uganda to DRC.

CUMULATIVE CROSS BORDER MOVEMENTS TREND PER YEAR



MAP OF THE CROSS BORDER MOVEMENTS WHERE THE FLOW INVOLVED 3 POCs AND MORE *



* The flows shown are restricted only to 5 or more people of movement, therefore the totals is different from the overall movements of the month due to the exclusion. In case of the same country of origin and first country of asylum, due to the change of nationality of some PoCs, country of origin are replaced with the previous

** REF = Refugee, ASY = Asylum-seeker, OOC = Other person of concern

Data sources: UNHCR PRIMES. For more information or to contribute, please contact UNHCR RBSA DIMA (rsarbdima@unhcr.org)