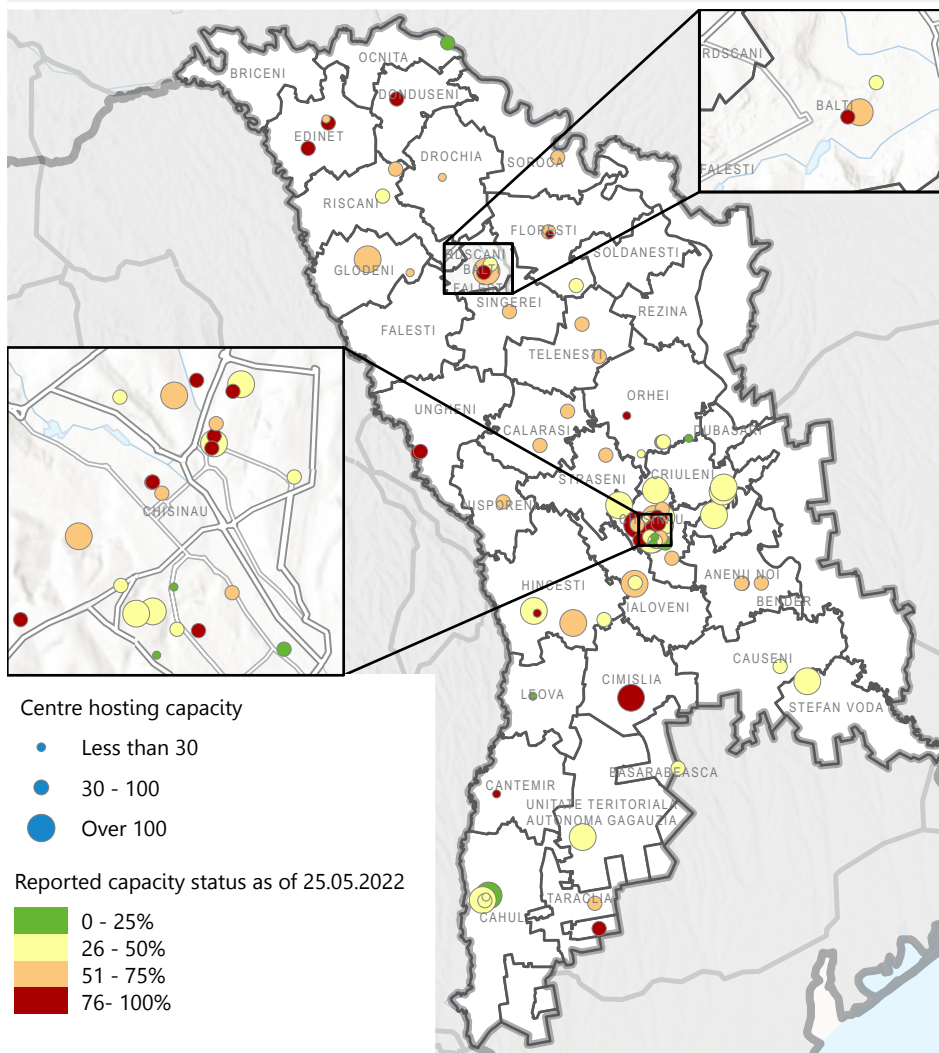


### Background & Methodology

As of 25 May, more than 6,6 million refugees have reportedly fled Ukraine, with 475,011 refugees arriving in the Republic of Moldova, around 90,000 of whom have remained in the country (UNHCR). To respond to their needs, the Moldovan authorities have established 87 Refugee Accommodation Centres (RACs) across the country. As of 25 May, centres have the capacity to host a total of 7,351 refugees, and are currently hosting 3,730 refugees.

To understand the needs of these centres, the National Agency for Social Assistance (ANAS), with the support of UNHCR, ACTED, and REACH, conducted key informant interviews (KIIs) with purposefully selected RAC focal points who reported on the situation in the centres. Data collection took place on 25 May through phone interviews. This factsheet presents the main requests from **87 assessed RACs**. Findings should be considered indicative.

### RAC Locations



Source: ANAS, Registry of Refugee Accommodation Centres, 25.05.2022

### Reported capacity of RACs

# of people that can be hosted at the 87 RACs: **7,351**

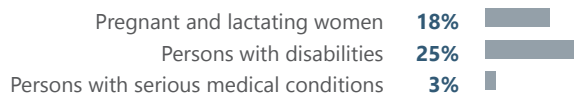


# of people that are currently being hosted at the RACs

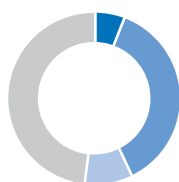
# of places available at the RACs

### Key information

#### % of assessed RACs with the following vulnerable groups currently present

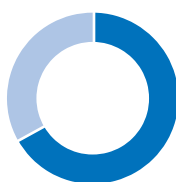


#### Estimated % of people currently hosted at the assessed RACs who are infants, children, or older persons



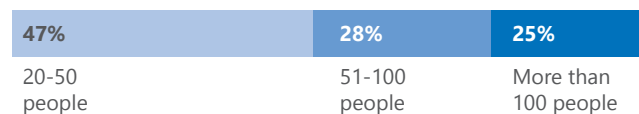
Infants 0-2 years old	6%
Children 2-18 years old	37%
Older persons (65+)	9%
People 19-65 years old	48%

#### Estimated % of males and females (including children) currently hosted at the assessed RACs

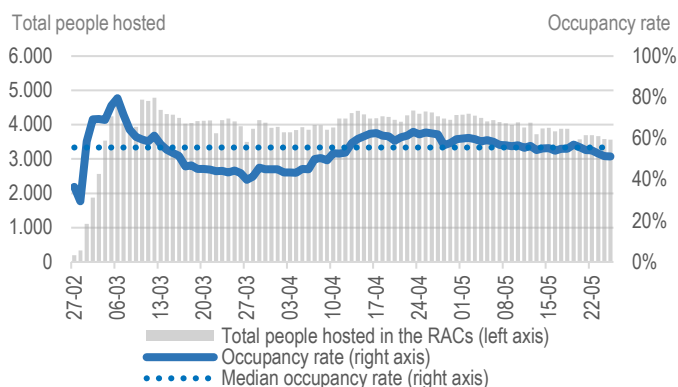


Female	67%
Male	33%

#### % of RACs by hosting capacity (out of 87 RACs)



























































#### People hosted in RACs since receiving approval to open



Source: ANAS, Registry of Refugee Accommodation Centres, 25.05.2022

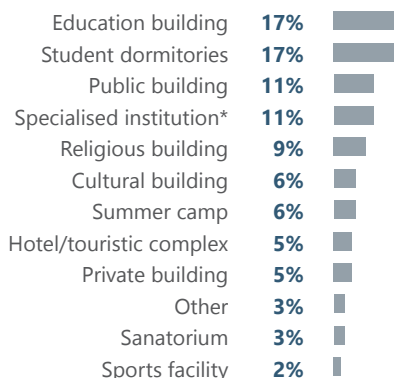
## Most Requested Items from RACs

Below is an overview of items most frequently requested by RACs during structured phone interviews with KIs. It should be noted that in view of the high rotation of refugees going in and out of RACs, the requested items are based on ongoing requirements for normal RAC functioning. **These requests do not necessarily mean RACs do not currently have the requested items. Rather, these requests may be based on forward looking considerations about maintaining steady supplies. Hot meals have been distributed by the government, UN agencies, NGOs and local organisations, and no major shortages of essential food items have been reported.**

Types of item	% of assessed RACs requesting items in:					Percentage point change since previous round
	27 April round	04 May round	11 May round	18 May round	Current round	
 <b>Hygiene items (personal care)</b>	 21%	 18%	 23%	 22%	 16%	 -6%
 <b>Cleaning items</b>	 28%	 23%	 25%	 22%	 15%	 -7%
 <b>Appliances (e.g. microwaves, fridges, washing machines)</b>	 21%	 23%	 20%	 16%	 15%	 -1%
 <b>Sleeping items</b>	 14%	 17%	 14%	 9%	 10%	 +1%
 <b>Infant products</b>	 12%	 11%	 15%	 10%	 8%	 -2%
 <b>First aid supplies</b>	 12%	 7%	 6%	 11%	 7%	 -4%
 <b>Clothing</b>	 10%	 14%	 18%	 12%	 13%	 +1%
 <b>Items for older persons and people with disabilities</b>	 4%	 3%	 1%	 3%	 3%	 0%

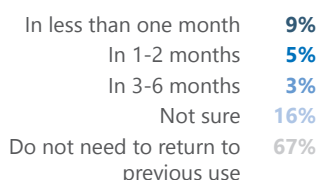
## Building Information

### % of assessed RACs by type of building



\*Specialised institutions include facilities normally used to provide services for people with disabilities or mental health issues

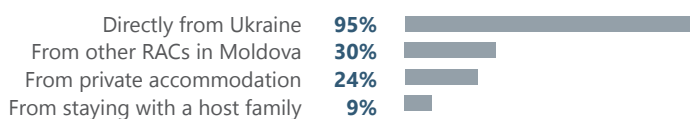
### 33% of assessed RACs reportedly need to return to their previous usage, in the following timeframe:




**797** Number of people involved in RAC activities at the assessed RACs (employed staff, volunteers, etc)  
**9** per centre on average

## Origins and intentions

### Most frequent places of origin of people arriving at the RACs as reported by KI <sup>1</sup>



### Most frequent destination of people leaving the RACs as reported by KI <sup>1</sup>



<sup>1</sup> Multiple responses permitted. The sum might exceed 100%.

## Average stay in the RACs



## Raionul-Level Information

Raionul	#RACs	Capacity	# People hosted	Spaces available	Capacity level
Anenii Noi	3	106	69	37	64%
Balti	3	292	188	104	65%
Basarabasca	1	60	24	36	40%
Cahul	4	416	157	259	39%
Calarasi	2	100	62	38	63%
Causeni	1	32	15	17	47%
Chisinau	29	3127	1647	1480	55%
Cimislia	1	120	103	17	86%
Comrat	2	190	69	121	57%
Criuleni	2	350	106	244	29%
Donduseni	1	70	60	10	86%
Drochia	1	20	14	6	70%
Dubasari	1	228	73	155	32%
Edinet	3	112	85	27	74%
Falesti	1	80	57	23	71%
Floresti	2	68	41	27	64%
Glodeni	2	152	83	69	56%
Hincesti	4	420	192	228	55%
Ialoveni	2	245	144	101	57%
Leova	1	25	0	25	0%
Nisporeni	1	100	73	27	73%
Ocnita	1	60	3	57	5%
Orhei	5	220	60	160	33%
Riscani	2	60	34	26	57%
Singerei	1	30	19	11	63%
Soroca	1	80	42	38	53%
Stefan Voda	1	115	41	74	36%
Straseni	2	200	84	116	48%
Taraclia	2	55	39	16	75%
Telenesti	3	118	59	59	44%
Ungheni	2	100	87	13	84%

Source: ANAS, Registry of Refugee Accommodation Centres, 25.05.2022