Registered People of Concern Refugees and Asylum Seekers in Jordan - All

Updated date: 6/19/2022

Active Registered People Of Concern **761,580**

	628,858	82.6%
	132722	17.4%
	38,151	5.0%
	372,981	49.0%
	350,448	46.0%

Age and Gender

Gender	0-4	5-11	12-17	18-35	36-59	60+
Male	47,110	75,019	57,618	114,911	73,933	16,516
Female	45,439	70,843	54,419	108,341	75,796	21,635
Total	**92,549**	**145,862**	**112,037**	**223,252**	**149,729**	**38,151**
	12.2%	19.2%	14.7%	29.3%	19.7%	5.0%

Biometric Statistics

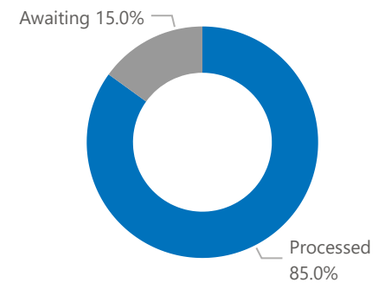

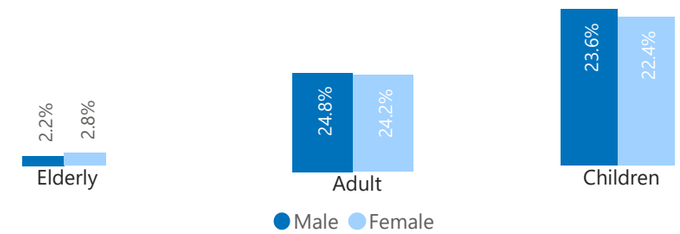

Origin Country

SOM	655	0.1%
other	1,380	0.2%
SUD	5,595	0.7%
YEM	12,890	1.7%
IRQ	65,925	8.7%
SYR	675,135	88.6%

Specific Needs

Serious medical condition	95,554	12.5%
Specific legal and physical protection needs	36,936	4.8%
Child at risk	30,182	4.0%
Single parent	17,234	2.3%
Woman at risk	13,974	1.8%
Older person at risk	7,364	1.0%
Unaccompanied or separated child	2,160	0.3%

** Specific need Disability is under validation*

** An individual can have more than one specific need*

Individuals with Specific Needs	170,532	22.4%

Year of Arrival

Pre 2011	24,942	4.2%
2011	23,510	3.9%
2012	148,055	24.7%
2013	246,346	41.0%
2014	74,838	12.5%
2015	24,267	4.0%
2016	33,316	5.6%
2017	10,199	1.7%
2018	9,662	1.6%
2019	2,570	0.4%
2020	1,984	0.3%
2021	369	0.1%
2022	67	0.0%

Registration Trend

Pre - 2011	142,896	10.3%
2011	10,988	0.8%
2012	134,856	9.7%
2013	675,322	48.8%
2014	145,770	10.5%
2015	55,247	4.0%
2016	67,720	4.9%
2017	41,335	3.0%
2018	38,811	2.8%
2019	23,923	1.7%
2020	13,828	1.0%
2021	24,384	1.8%
2022	8,147	0.6%

Registration Trend Quarterly

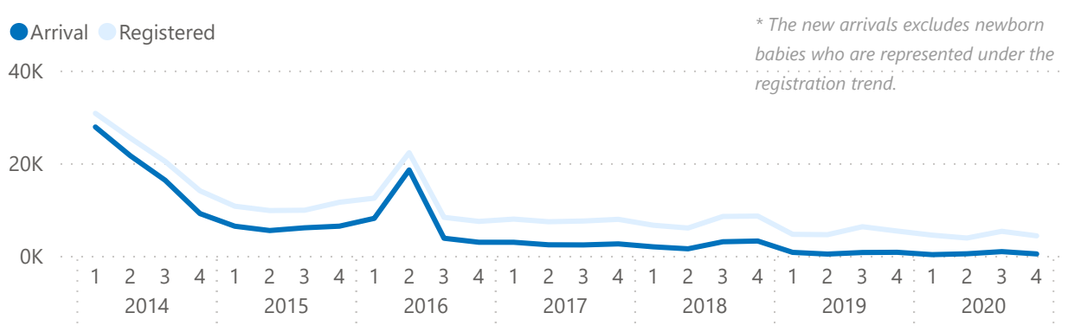

** The new arrivals excludes newborn babies who are represented under the registration trend.*

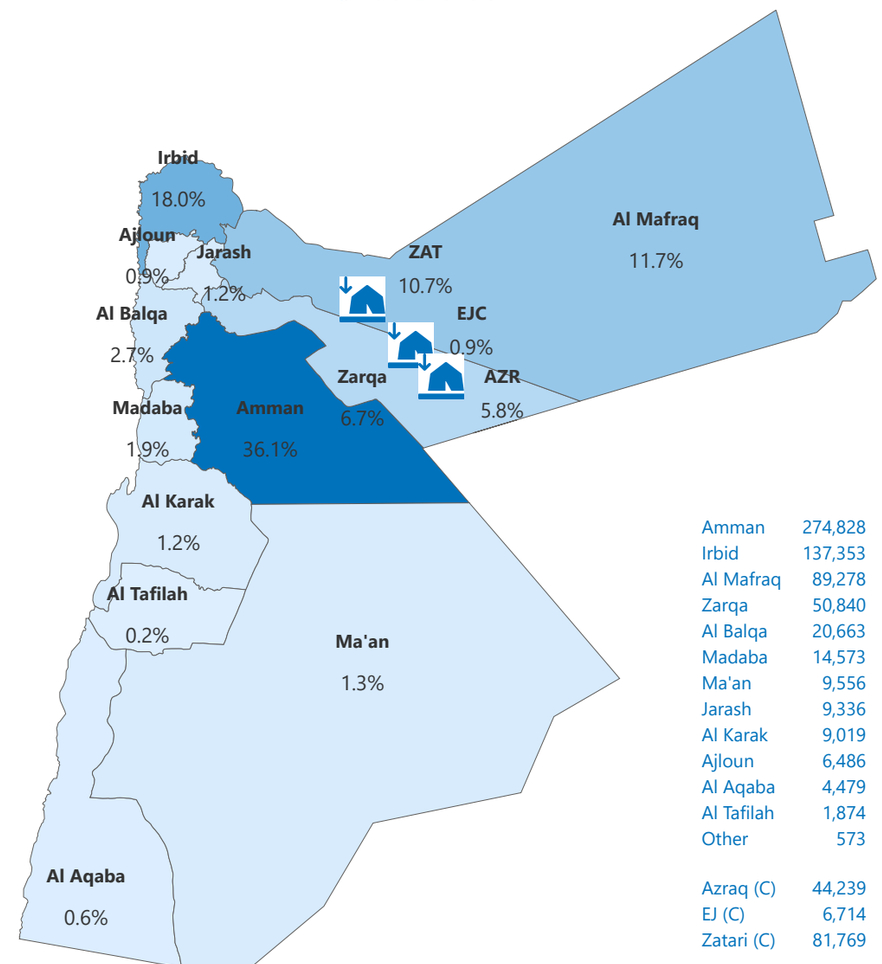

Amman	274,828
Irbid	137,353
Al Mafraq	89,278
Zarqa	50,840
Al Balqa	20,663
Madaba	14,573
Ma'an	9,556
Jarash	9,336
Al Karak	9,019
Ajloun	6,486
Al Aqaba	4,479
Al Tafilah	1,874
Other	573
Azraq (C)	44,239
EJ (C)	6,714
Zatari (C)	81,769

Prepared by Data Analysis Group | Jordan

Registered People of Concern Refugees and Asylum Seekers in Jordan - SYR

Updated date: 6/19/2022

Active Registered People Of Concern **675,135**

542,415 80.3%

132720 19.7%

28,459 4.2%

319,469 47.3%

327,207 48.5%

Age and Gender

Gender	0-4	5-11	12-17	18-35	36-59	60+
Male	45,349	69,858	52,460	98,234	59,386	11,765
Female	43,775	66,002	49,763	96,770	65,079	16,694
Total	**89,124**	**135,860**	**102,223**	**195,004**	**124,465**	**28,459**
	13.2%	20.1%	15.1%	28.9%	18.4%	4.2%

Biometric Statistics

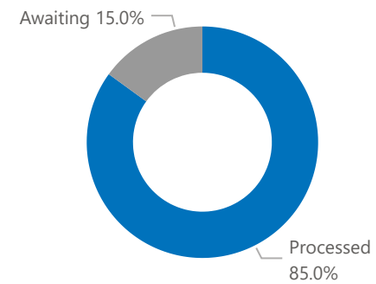



Origin Country

SYR	675,135	100.0%

Specific Needs

Serious medical condition	80,412	11.9%
Specific legal and physical protection needs	33,464	5.0%
Child at risk	28,034	4.2%
Single parent	15,771	2.3%
Woman at risk	11,372	1.7%
Older person at risk	6,251	0.9%
Unaccompanied or separated child	2,048	0.3%

** Specific need Disability is under validation*

** An individual can have more than one specific need*

Individuals with Specific Needs	148,992	22.1%

Year of Arrival

Pre 2011	10,097	1.9%
2011	20,753	4.0%
2012	144,661	27.8%
2013	239,793	46.1%
2014	57,572	11.1%
2015	13,532	2.6%
2016	23,929	4.6%
2017	2,936	0.6%
2018	2,554	0.5%
2019	2,340	0.4%
2020	1,884	0.4%
2021	346	0.1%
2022	66	0.0%

** The new arrivals excludes newborn babies who are represented under the registration trend.*

Registration Trend

Pre - 2011	1,425	0.1%
2011	2,361	0.2%
2012	130,057	11.4%
2013	667,380	58.5%
2014	121,358	10.6%
2015	41,013	3.6%
2016	53,605	4.7%
2017	28,674	2.5%
2018	27,526	2.4%
2019	22,283	2.0%
2020	13,270	1.2%
2021	23,140	2.0%
2022	7,761	0.7%

Registration Trend Quarterly

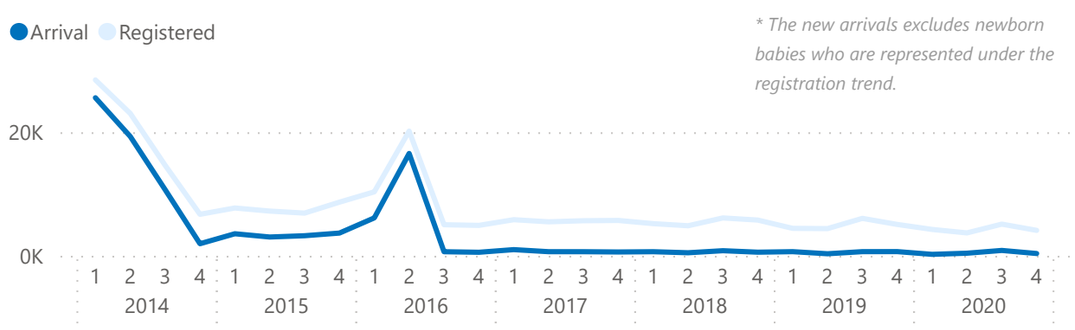

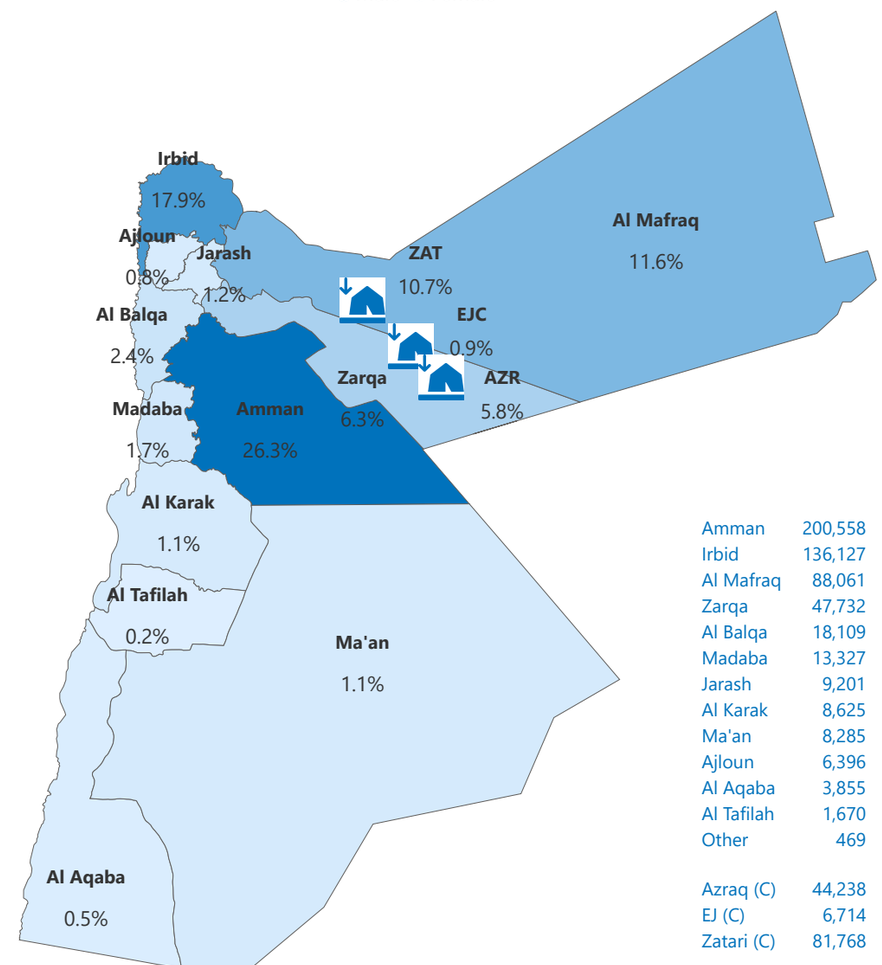

Amman	200,558
Irbid	136,127
Al Mafraq	88,061
Zarqa	47,732
Al Balqa	18,109
Madaba	13,327
Jarash	9,201
Al Karak	8,625
Ma'an	8,285
Ajloun	6,396
Al Aqaba	3,855
Al Tafilah	1,670
Other	469
Azraq (C)	44,238
EJ (C)	6,714
Zatari (C)	81,768

Prepared by Data Analysis Group | Jordan

Registered People of Concern Refugees and Asylum Seekers in Jordan - IRQ

UNHCR The UN Refugee Agency

Updated date: 6/19/2022

Active Registered People Of Concern **65,925**

	65,924	100.0%
	1	0.0%
	8,641	13.1%
	39,577	60.0%
	17,707	26.9%

Age and Gender

Gender	0-4	5-11	12-17	18-35	36-59	60+
Male	649	4,171	4,440	10,728	10,084	3,971
Female	587	3,870	3,990	9,429	9,336	4,670
Total	**1,236**	**8,041**	**8,430**	**20,157**	**19,420**	**8,641**
	1.9%	12.2%	12.8%	30.6%	29.5%	13.1%

Biometric Statistics

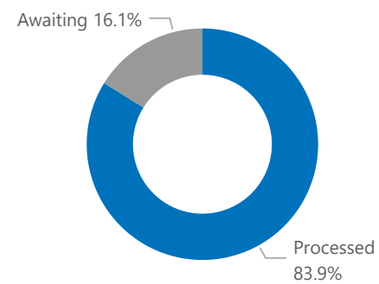

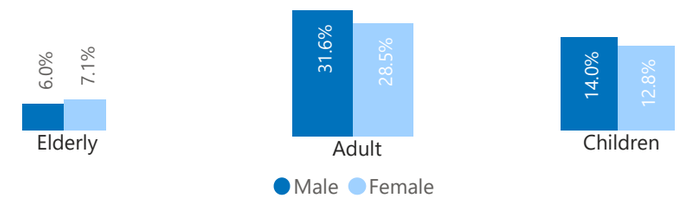

Origin Country

IRQ	65,925	100.0%

Specific Needs

Serious medical condition	11,340	17.2%
Specific legal and physical protection needs	2,182	3.3%
Woman at risk	2,054	3.1%
Child at risk	1,864	2.8%
Single parent	1,174	1.8%
Older person at risk	994	1.5%
Unaccompanied or separated child	79	0.1%

** Specific need Disability is under validation*

** An individual can have more than one specific need*

Individuals with Specific Needs	16,114	24.4%

Year of Arrival

Pre 2011	13,350	21.6%
2011	2,261	3.7%
2012	2,483	4.0%
2013	4,522	7.3%
2014	15,605	25.2%
2015	7,513	12.1%
2016	8,107	13.1%
2017	5,435	8.8%
2018	2,447	4.0%
2019	87	0.1%
2020	54	0.1%
2021	8	0.0%
2022	1	0.0%

** The new arrivals excludes newborn babies who are represented under the registration trend.*

Registration Trend

Pre - 2011	133,238	65.4%
2011	7,770	3.8%
2012	4,088	2.0%
2013	5,396	2.6%
2014	21,535	10.6%
2015	9,869	4.8%
2016	10,560	5.2%
2017	7,070	3.5%
2018	3,220	1.6%
2019	431	0.2%
2020	127	0.1%
2021	425	0.2%
2022	98	0.0%

Registration Trend Quarterly

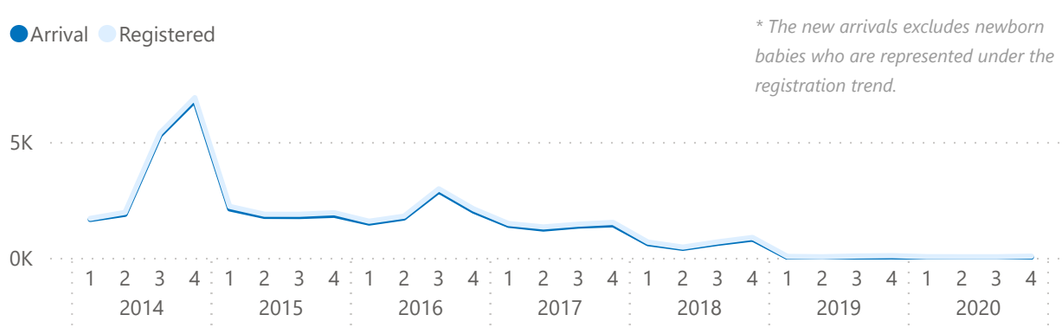

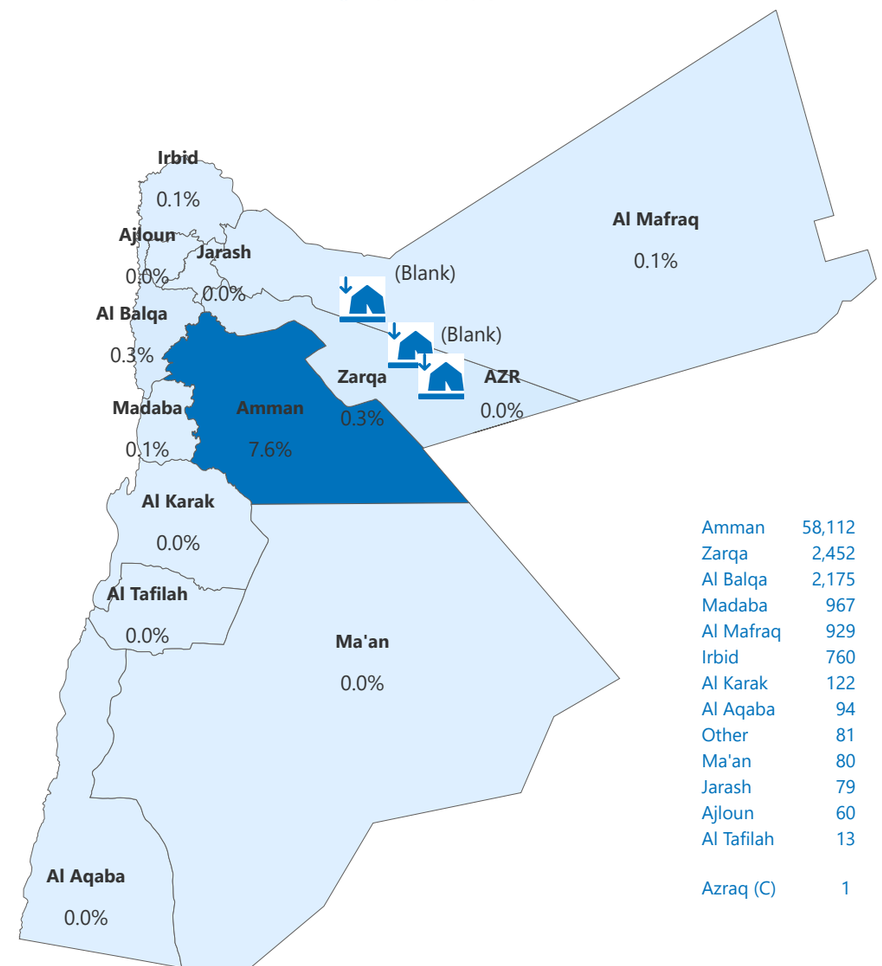

Amman	58,112
Zarqa	2,452
Al Balqa	2,175
Madaba	967
Al Mafraq	929
Irbid	760
Al Karak	122
Al Aqaba	94
Other	81
Ma'an	80
Jarash	79
Ajloun	60
Al Tafilah	13
Azraq (C)	1

Prepared by Data Analysis Group | Jordan

Registered People of Concern Refugees and Asylum Seekers in Jordan - Other

UNHCR The UN Refugee Agency

Updated date: 6/19/2022

Active Registered People Of Concern **20,520**

20,519 100.0%

1 0.0%

1,051 5.1%

13,935 67.9%

5,534 27.0%

Age and Gender

Gender	0-4	5-11	12-17	18-35	36-59	60+
Female	1,077	971	666	2,142	1,381	271
Male	1,112	990	718	5,949	4,463	780
Total	**2,189**	**1,961**	**1,384**	**8,091**	**5,844**	**1,051**
	10.7%	9.6%	6.7%	39.4%	28.5%	5.1%

Biometric Statistics

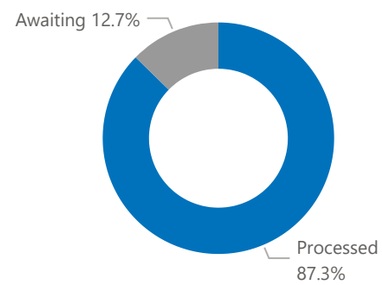

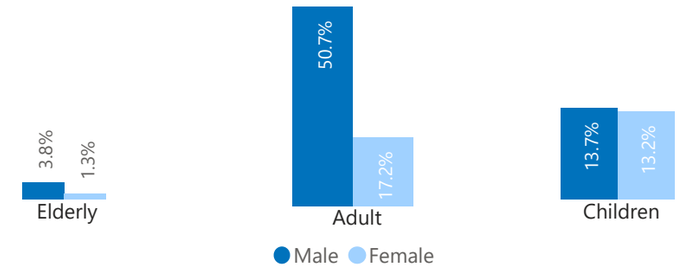

Origin Country

SOM	655	3.2%
other	1,380	6.7%
SUD	5,595	27.3%
YEM	12,890	62.8%

Specific Needs

Serious medical condition	3,802	18.5%
Specific legal and physical protection needs	1,290	6.3%
Woman at risk	548	2.7%
Single parent	289	1.4%
Child at risk	284	1.4%
Older person at risk	119	0.6%
Unaccompanied or separated child	33	0.2%

** Specific need Disability is under validation*

** An individual can have more than one specific need*

Individuals with Specific Needs	5,426	26.4%

Year of Arrival

Pre 2011	1,495	8.4%
2011	496	2.8%
2012	911	5.1%
2013	2,031	11.4%
2014	1,661	9.3%
2015	3,222	18.1%
2016	1,280	7.2%
2017	1,828	10.3%
2018	4,661	26.2%
2019	143	0.8%
2020	46	0.3%
2021	15	0.1%
2022	0	0.0%

** The new arrivals excludes newborn babies who are represented under the registration trend.*

Registration Trend

Pre - 2011	8,233	20.8%
2011	857	2.2%
2012	711	1.8%
2013	2,546	6.4%
2014	2,877	7.3%
2015	4,365	11.0%
2016	3,555	9.0%
2017	5,591	14.1%
2018	8,065	20.4%
2019	1,209	3.1%
2020	431	1.1%
2021	819	2.1%
2022	288	0.7%

Registration Trend Quarterly

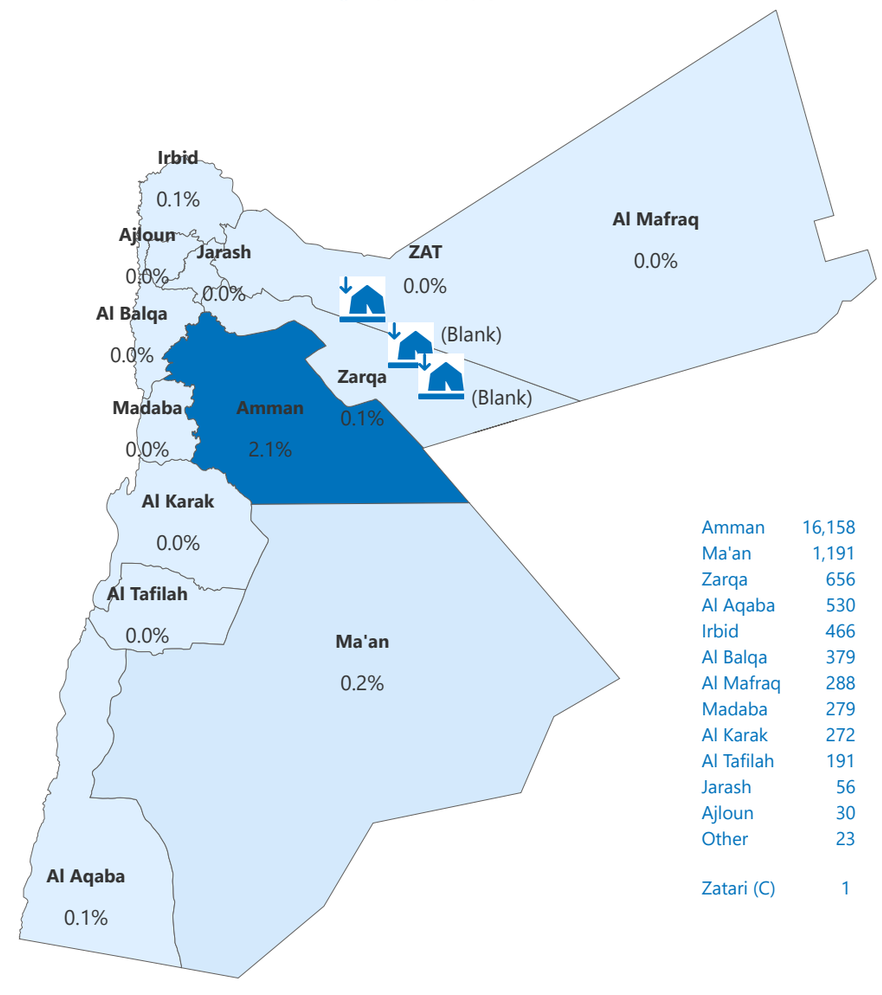

Amman	16,158
Ma'an	1,191
Zarqa	656
Al Aqaba	530
Irbid	466
Al Balqa	379
Al Mafraq	288
Madaba	279
Al Karak	272
Al Tafilah	191
Jarash	56
Ajloun	30
Other	23
Zatari (C)	1

Prepared by Data Analysis Group | Jordan