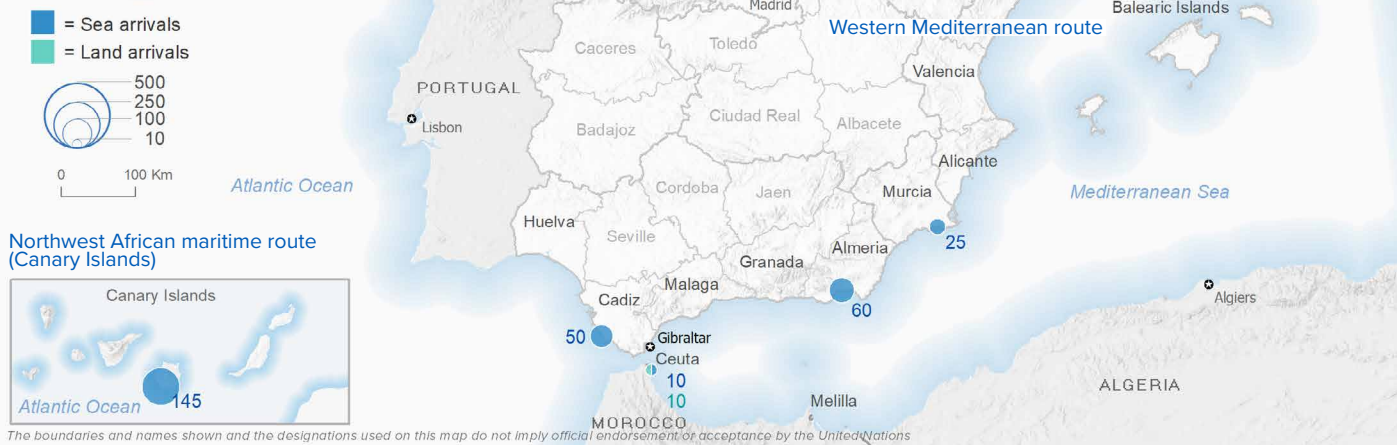


SPAIN Weekly snapshot - Week 27 (4 - 10 Jul 2022)

The charts below are based on figures from the Ministry of Interior and UNHCR estimates. All figures are provisional and subject to change

Refugees & migrants: sea and land arrivals in week 27¹



Arrivals in Spain

14,844
 Arrivals as of 10 Jul 2022²
+2%
 Dif. 2021

13,337
 Sea Arrivals²
 Dif. 2021: -4%

1,507
 Land Arrivals²
 Dif. 2021: +160%

301
 Arrivals Week 27¹
 Dif. last week: +15%
 Dif. 2021: -56%

Western Mediterranean

5,671
 Arrivals as of 10 Jul 2022²
-23%
 Dif. 2021

4,164
 Sea Arrivals²
 Dif. 2021: -39%

1,507
 Land Arrivals²
 Dif. 2021: +160%

154
 Arrivals Week 27¹
 Dif. last week: +3%
 Dif. 2021: -72%

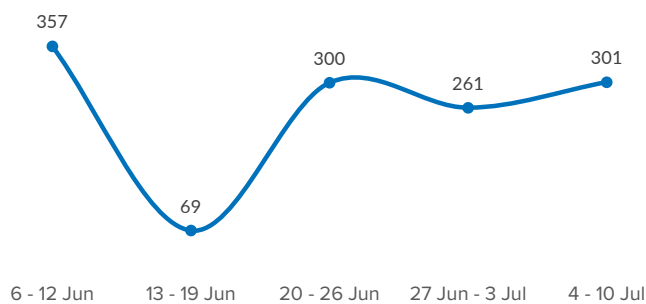
Northwest African maritime (Canary Islands)

9,173
 Arrivals as of 10 Jul 2022²
+28%
 Dif. 2021

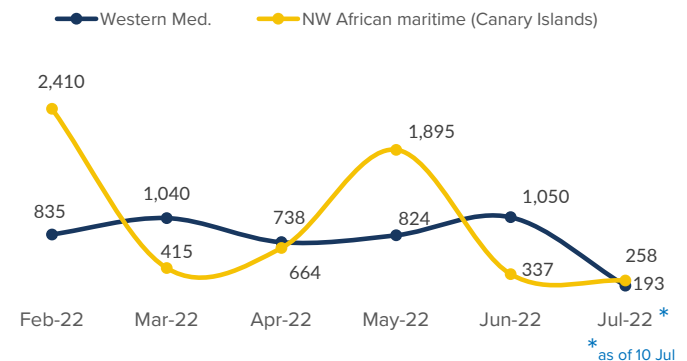
9,173
 Sea Arrivals²
 Dif. 2021: +28%

147
 Arrivals Week 27¹
 Dif. last week: +32%
 Dif. 2021: +12%

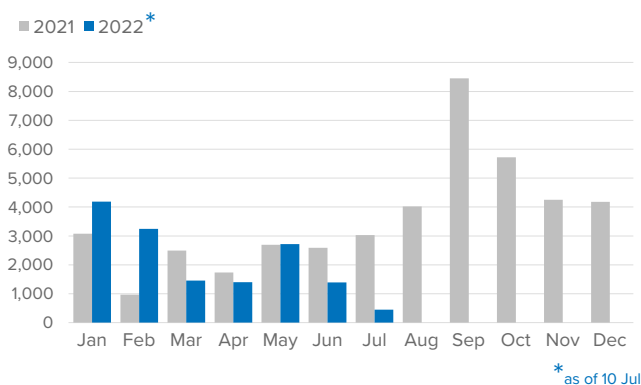
Arrivals in Spain during the last five weeks¹



Arrivals in Spain by route during the last six months²



Arrivals in Spain per month²



Arrivals in Spain per year²

