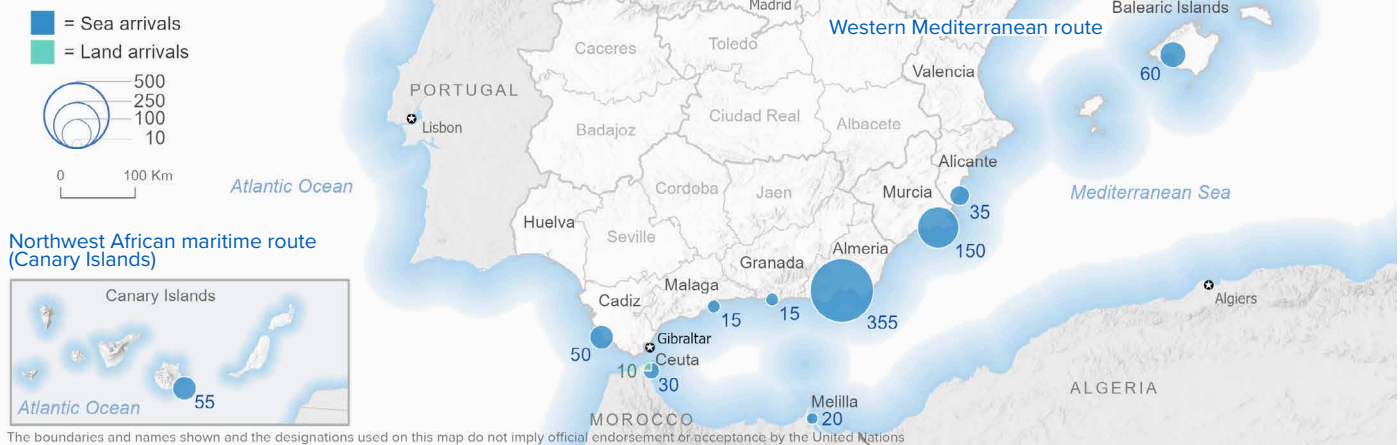


SPAIN Weekly snapshot - Week 29 (18 - 24 Jul 2022)

The charts below are based on figures from the Ministry of Interior and UNHCR estimates. All figures are provisional and subject to change

Refugees & migrants: sea and land arrivals in week 29¹



Arrivals in Spain

16,231
 Arrivals as of
 24 Jul 2022² **+2%**
 Dif. 2021

14,702
 Sea Arrivals²
 Dif. 2021: -3%

1,529
 Land Arrivals²
 Dif. 2021: +96%

790
 Arrivals Week 29¹
 Dif. last week: +62%
 Dif. 2021: +15%

Western Mediterranean

6,608
 Arrivals as of
 24 Jul 2022² **-22%**
 Dif. 2021

5,079
 Sea Arrivals²
 Dif. 2021: -34%

1,529
 Land Arrivals²
 Dif. 2021: +96%

735
 Arrivals Week 29¹
 Dif. last week: +699%
 Dif. 2021: +33%

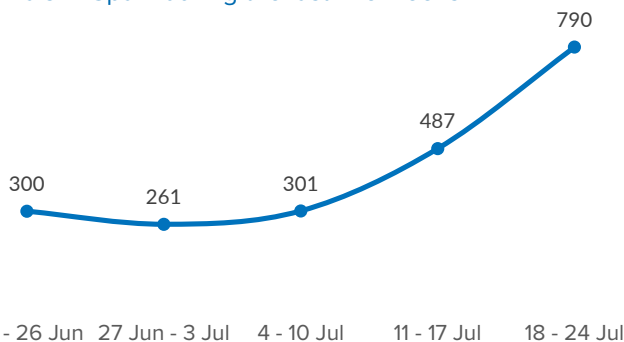
Northwest African maritime (Canary Islands)

9,623
 Arrivals as of
 24 Jul 2022² **+30%**
 Dif. 2021

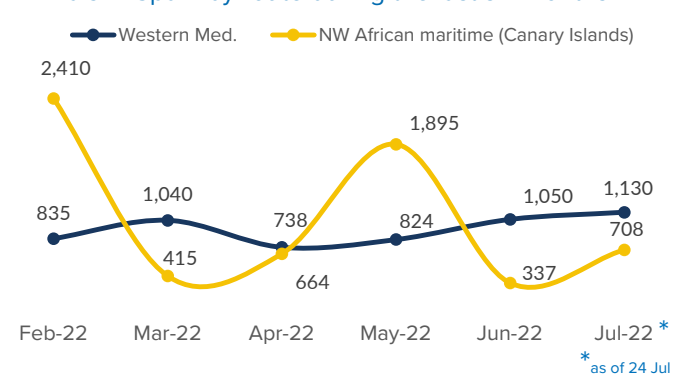
9,623
 Sea Arrivals²
 Dif. 2021: +30%

55
 Arrivals Week 29¹
 Dif. last week: -86%
 Dif. 2021: -58%

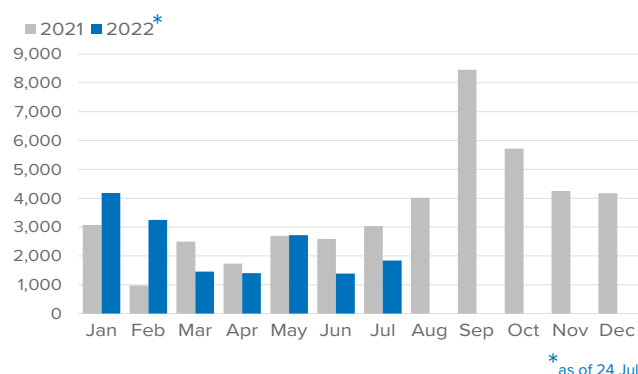
Arrivals in Spain during the last five weeks¹



Arrivals in Spain by route during the last six months²



Arrivals in Spain per month²



Arrivals in Spain per year²

