



Education Dashboard

Uganda Refugee Response Plan (RRP) 2022-2023

Term 1

January - March 2022

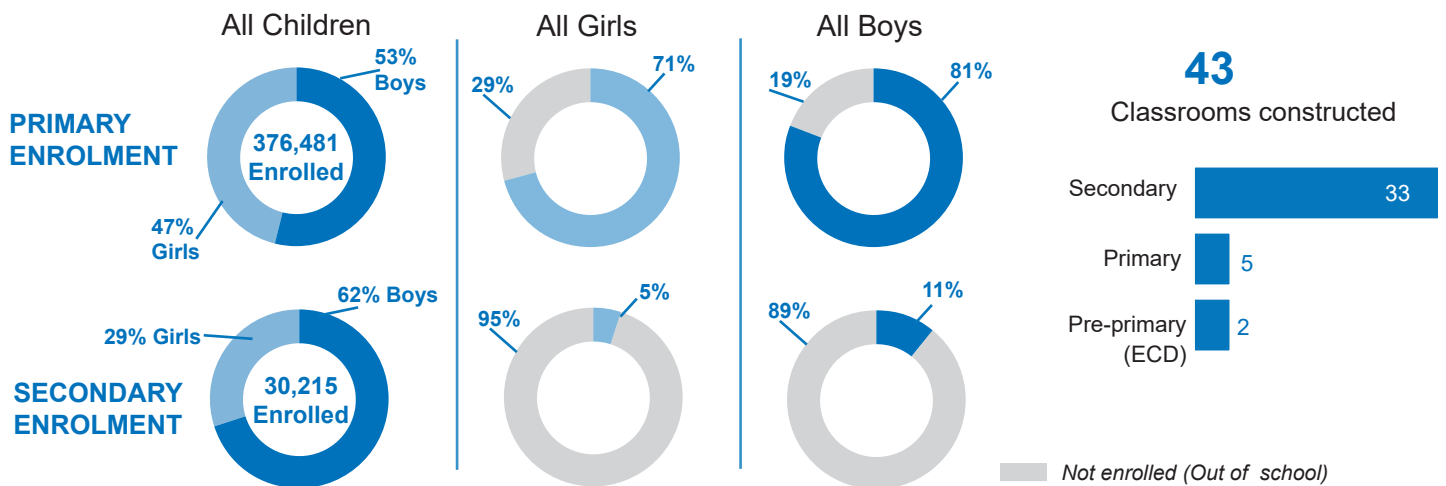
Overview

The Education Sector Strategy (RRP 2022-2023) is aligned to the aspirations of the Education Response Plan II (ERP II). The ERP II aims to ensure that 690,540 children, adolescents, and youth from the refugee and host communities, have access to sustained quality and inclusive learning opportunities. Currently, the education sector is working on a multi-year resilience program framework, to leverage and align additional funding to the sector. For this quarterly reporting, data is derived from the first draft, year zero of the ERP II, to which partners are contributing.

Achievements / Challenges / Priorities

The Ministry of Education and Sports and key partners, have recruited additional primary teachers, trained them, and rolled out the bridged curriculum and provision of psychosocial support. Whilst an increase in access to education services with an enrolment of 376,481 (53% boys and 47% girls) in primary and 30,215 (62% boys and 29% girls) in secondary, the sector is faced with several challenges. These include low transition rates to secondary education; inadequate classrooms; WASH facilities; teenage mothers; limited support for learners with disabilities; and safe spaces for breastfeeding learners in the refugee hosting schools. The sector envisages leveraging the dissemination of the Double Shift School System; expansion of infrastructure; minimizing protection issues; implementing accelerated education; cash for the education program; and advocating for funding of the education sector, through the ERP II.

Key indicators



Output: Improved Continued, Safe and Equitable Access and Retention to Inclusive Learning & Skills Training Opportunities


Indicator	Actual	Target/Standard ('22)	Actual against annual target or standard
Children enrolled in Primary school (GER)			
- Congolese refugees	88%	70%	88%
- South Sudanese refugees	70%	90%	70% (20% below target)
- Other refugees	94%	90%	94%
Children enrolled in Secondary School (GER)			
- Congolese refugees	4%	15%	4% (11% below target)
- South Sudanese refugees	9%	25%	9% (16% below target)
- Other refugees	6%	15%	6% (9% below target)

Output: Improved Delivery of Quality Education and Training for refugee and host community

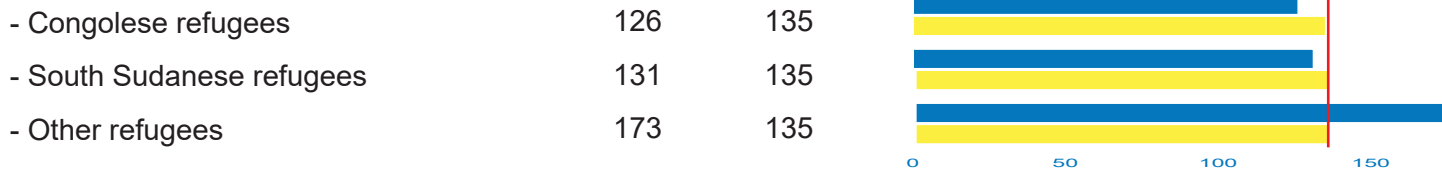
Indicator

Actual Target/Standard ('22) Actual █ against annual target █ or standard █

Student Teacher Ratio for Primary Schools



Pupils per classroom for Primary Schools



Funding



\$80M

Total Required

\$12.8M

Received (16%)

\$67.2M

Gap (84%)

Operational Presence

