



Urban Refugee Population in Addis Ababa

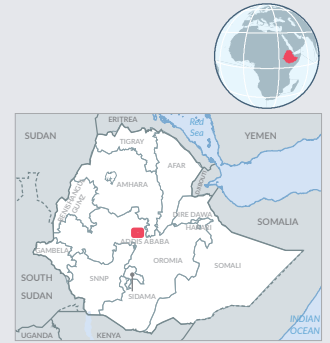
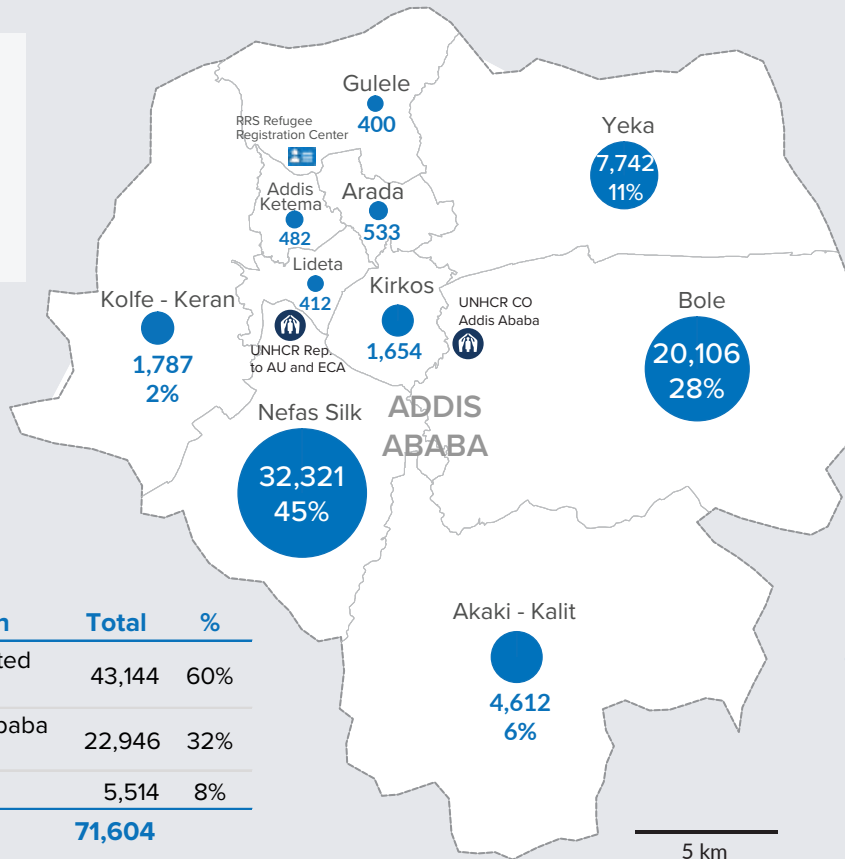
June 2022

71,604

Individuals

44,413

Households

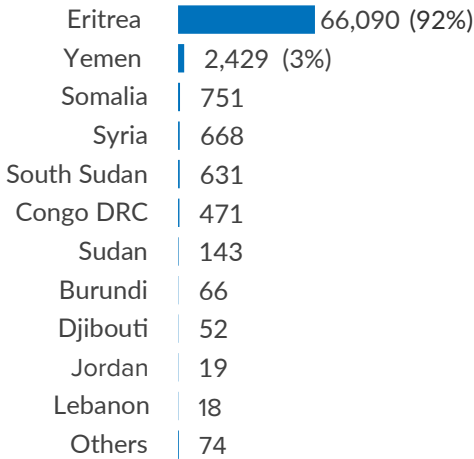


Type of population	Total	%
Eritreans self-relocated from Tigray	43,144	60%
Eritreans in Addis Ababa before the conflict	22,946	32%
Other nationalities	5,514	8%
Total	71,604	

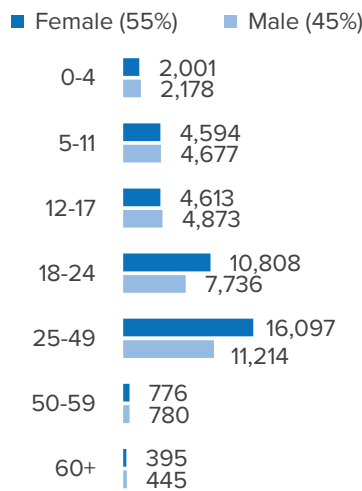
- Refugee population by Sub City
- Refugee Registration center
- UNHCR Representation
- Administrative boundary (Level 1)
- Sub City (Level 2)

The boundaries and names shown and the designations used on this map do not imply official endorsement or acceptance by the United Nations.

Country of origin



Demography



Children (0 - 17 years) 31%

Adults (18 - 59 years) 68%

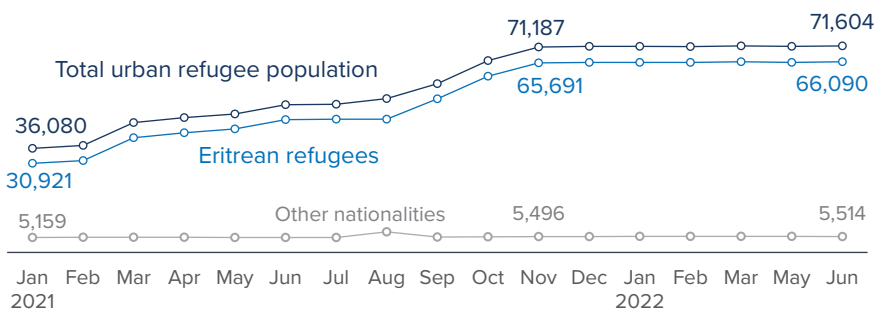
Elderly (60+) 1%

Women & Children 71%

Household representatives



Urban population trends | Jan 2021 - June 2022



The refugee population in Addis Ababa has **doubled** since January 2021, mainly due to self-relocation movements of Eritrean refugees from Tigray region.

Persons with specific needs

Specific Need	F	M	Total
Women at risk	1,624	-	11,624
Single parent	3,102	82	3,184
Child at risk	1,285	1,398	2,683
Unaccompanied or separated child	1,294	1,329	2,623
Serious medical condition	835	760	1,595
Persons with disability	258	380	638