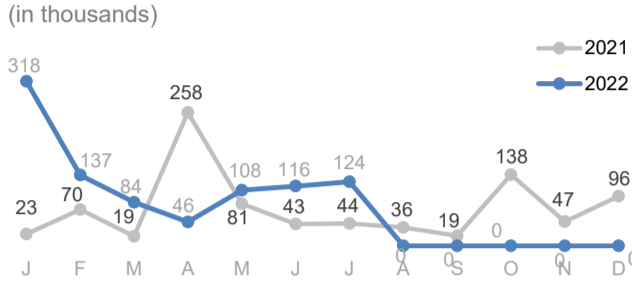


View the interactive dashboard here: <https://unhcr.github.io/dataviz-somalia-prmn/index.html>

TOTAL DISPLACEMENTS

124,000 in July
933,000 (Jan - July 2022)
874,000 (Jan - Dec 2021)

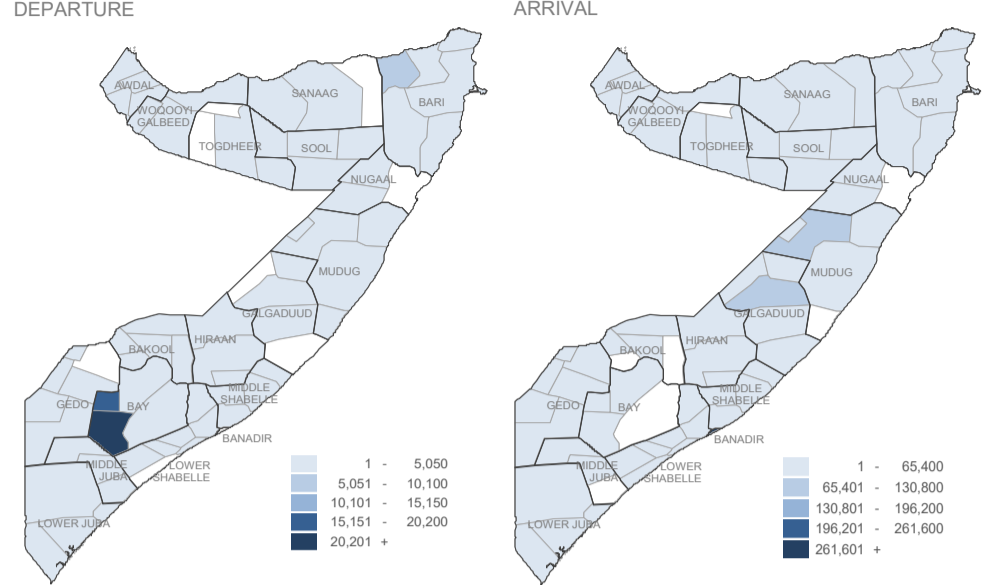
The UNHCR-led PRMN implemented in partnership with NRC reported 124,000 new internal displacements in the month of July 2022. Of these, 83,518 were triggered by drought or lack of livelihood while 39,372 were related to conflict / insecurity and 1,366 were displaced due to other reasons.



BY REGION (July 2022)

DEP	ARR
Hiraan	2,780 2,410
Lower Shabelle	124,930 14,800
Middle Shabelle	18,450 11,410
Gedo	31,190 86,990
Bay	226,110 61,550
Bari	19,490 21,530
Lower Juba	15,350 23,630
Galgaduud	200,860 203,230
Mudug	112,500 108,820
Bakool	81,550 43,890
Sanaag	10,690 8,520
Middle Juba	11,000 7,560
Banadir	3,340 261,620
Awdal	3,900 3,880
Togdheer	54,490 54,120
Sool	10,490 14,640
Nugaal	5,910 3,980
Woq. Galbeed	390 850

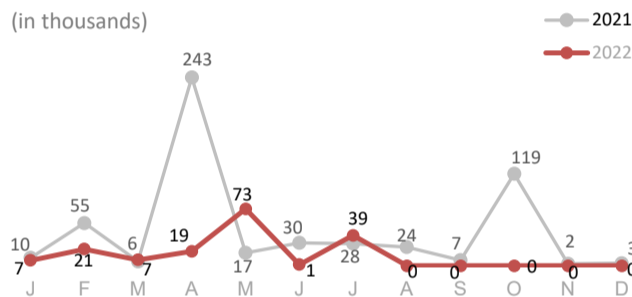
BY DISTRICT (July 2022)



CONFLICT / INSECURITY DISPLACEMENTS

39,000 in July
168,000 (Jan - July 2022)
544,000 (Jan - Dec 2021)

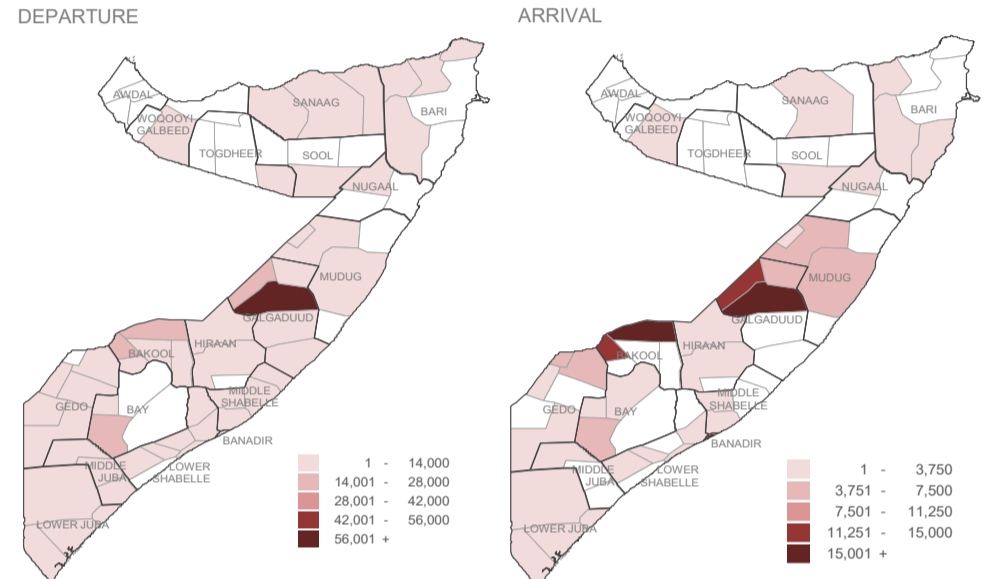
Major displacements in July occurred in Bakool (37,973) Middle Shabelle (660), Lower Shabelle (511) and Lower Juba (113) regions particularly due to military offensive activities.



BY REGION (July 2022)

DEP	ARR
Lower Shabelle	5,420 330
Bay	20,410 5,470
Galgaduud	75,420 75,420
Gedo	4,420 9,740
Bakool	43,490 33,170
Lower Juba	1,060 1,750
Sool	100 780
Sanaag	260 120
Middle Juba	430 640
Togdheer	20 20
Mudug	9,780 9,470
Banadir	200 200
Middle Shabelle	6,160 2,460
Hiraan	110 60
Bari	90 140
Nugaal	890 890
Awdal	0 0
Woq. Galbeed	0 190

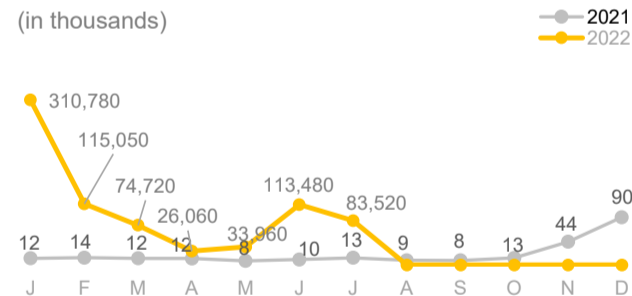
BY DISTRICT (July 2022)



DROUGHT RELATED DISPLACEMENTS

84,000 in July
758,000 (Jan - July 2022)
245,000 (Jan - Dec 2021)

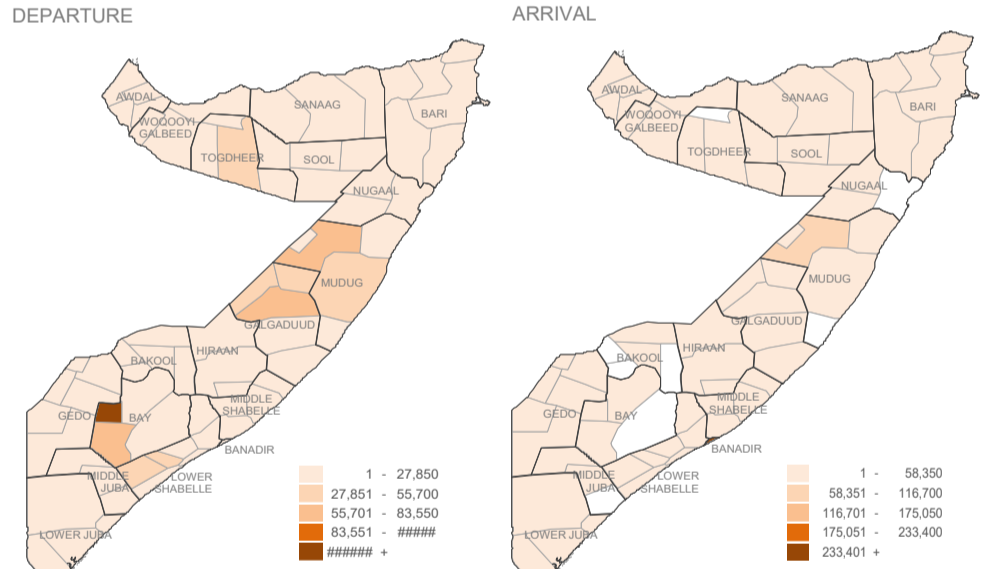
The highest displacements in July owing to drought were recorded in Bay (41,446), Lower Shabelle (12,957), Bari (7,158) and Bakool (6,160) regions.



BY REGION (July 2022)

DEP	ARR
Bay	205,410 56,010
Bari	18,900 20,920
Sanaag	9,180 7,160
Bakool	38,030 10,720
Awdal	3,830 3,800
Sool	9,640 13,180
Gedo	26,650 77,070
Lower Shabelle	119,490 14,480
Mudug	100,520 97,290
Togdheer	54,310 53,850
Hiraan	2,660 2,340
Nugaal	3,640 2,740
Lower Juba	13,840 21,320
Woq. Galbeed	350 620
Middle Juba	10,450 6,740
Banadir	3,120 233,430
Middle Shabelle	12,190 8,860
Galgaduud	125,360 127,060

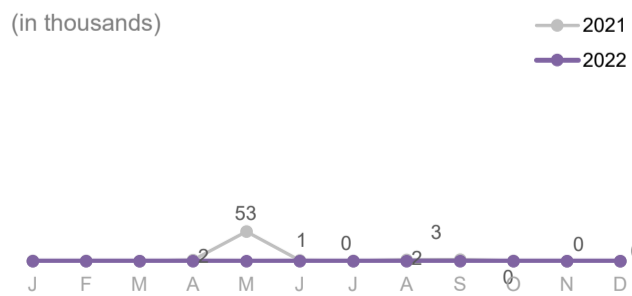
BY DISTRICT (July 2022)



FLOOD DISPLACEMENTS

0 in July
56 (Jan - July 2022)
62,100 (Jan - Dec 2021)

For the month of June, there were no displacements registered as a result of floods.



BY REGION (July 2022)

DEP	ARR
Hiraan	10 10
Lower Shabelle	20 20
Middle Shabelle	0 0
Gedo	0 0
Lower Juba	0 0
Bari	0 0
Mudug	0 0
Banadir	0 20
Middle Juba	0 0
Galgaduud	0 0
Bakool	0 0
Bay	0 0
Awdal	36 36
Sool	0 0
Woq. Galbeed	0 0
Sanaag	0 0
Togdheer	0 0
Nugaal	0 0

PRIORITY NEED ON ARRIVAL (July 2022 in %)

Region	Food	Water	Shelter	Health	Transport	Other
Awdal	44	2	4	50		
Bakool	100					
Banadir	38	9	6	47		
Bari	6	2	6	15	70	1
Bay	100					
Galgaduud	98			2		
Gedo	92		1	7		
Hiraan	82		18			
Lower Juba	93		7			
Lower Shabelle	9		12	44	36	
Middle Juba	100					
Middle Shabelle	2	78	19	1		
Mudug	58		3	2	30	6
Nugaal	35		1	19	45	
Sanaag	82	1			12	4
Sool	67		20	13		
Togdheer	39			51	10	
Woq. Galbeed	19	14			67	

AGE & GENDER (2022)*

Age Group	Female (%)	Male (%)
0-4	12%	11%
5-11	11%	13%
12-17	9%	9%
18-59	15%	13%
60+	2%	3%

Women & children 83%

* disaggregated data for displaced persons are based on those displacement reports where data has been collected at household level

NEED	Percentage
Food	
Water	
Shelter	
Health	
Other	
Protection	
Livelihood	
Humanitarian Aid	
Transport	

About PRMN

The PRMN (Protection & Return Monitoring Network) is a UNHCR-led project which identifies and reports on displacements (including returns) of populations in Somalia. The network also identifies and reports on protection risks and incidents underlying such movements. Only figures collected by PRMN are reported above. Not all displacements in Somalia are captured. This dashboard should be read in conjunction with the Notes on PRMN Methodology (<https://data2.unhcr.org/en/documents/details/53888>) which outline the approach and certain limitations. The figures shown are for numbers of individuals and are based on interviews with key informants and/or displaced households at destination (unless otherwise noted). Further information and datasets available on request use contact below.

Partner



UNHCR is grateful for the generous contributions of donors who have directly contributed to the UNHCR Somalia operation in 2022

