SO Bassikounou | Refugees registered

30 June 2022

Bassikounou
Individuals Registred

In Camp	Out of Camp
78,268	1,342

79,610

18,341 Households

79,610 Individuals

BIMS 98%

Men	Women	Children(0-17)	Adults(18-59)	Older people(60+)
46 %	54 %	58 %	38 %	4 %
36,404	43,206	46,751	29,656	3,203

Registered in 2022	New Arrivals in 2022	Returns 2022
9,370	6,168	0

SPECIFIC NEEDS

Total persons with specific needs: 5,178

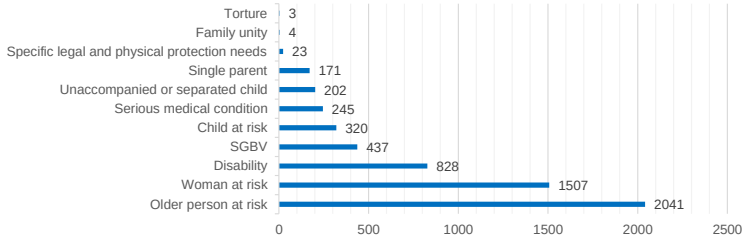

NEW REGISTRATIONS

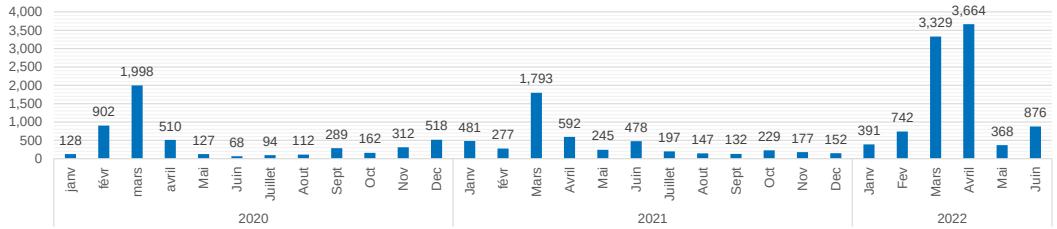

RETURNS 2015 - 2022

5, 314 Individuals

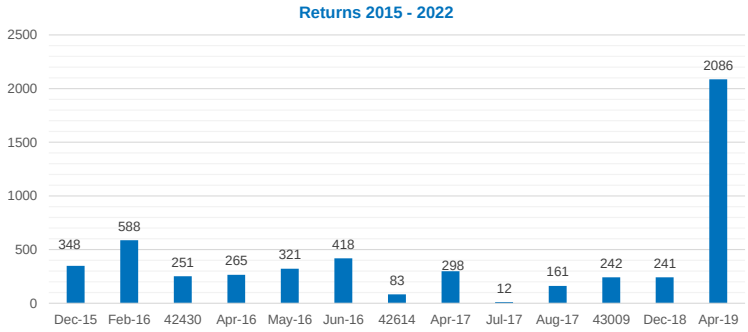

REFUGEE BY YEAR OF ARRIVAL

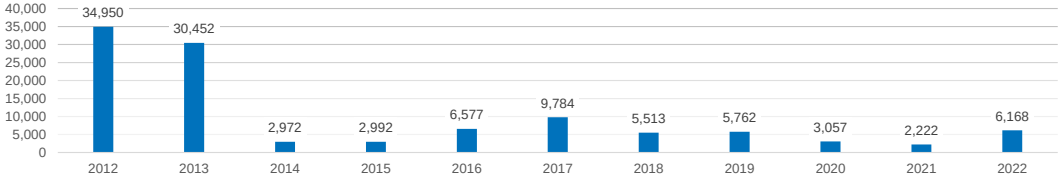
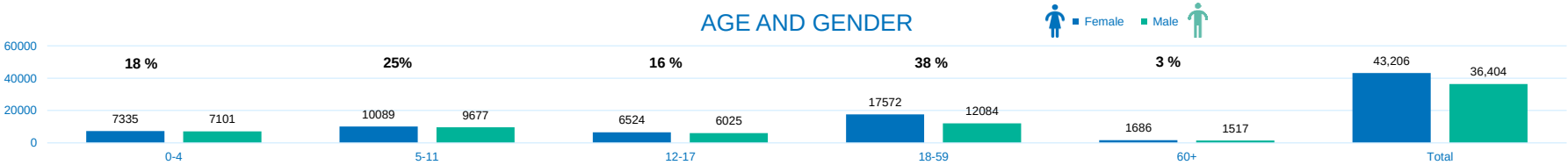
AGE AND GENDER