

Overview

Displacement patterns

Situation in host country

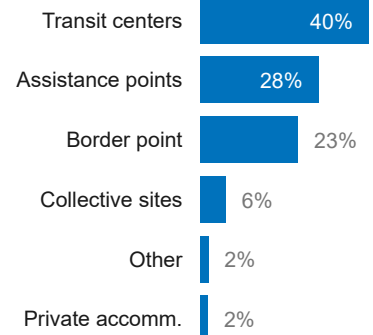
Intentions

To strengthen and promote an evidence-based protection response, UNHCR and its partners in Moldova have been implementing a Protection Profiling and Monitoring exercise to regularly collect and analyze data about the profiles, needs and intentions of refugees from Ukraine and monitor changes over time. This dashboard presents the main results based on **4,552 interviews** conducted between **May and mid-August 2022**.

of respondents

4,552

Place of interview



Methodology

Interviews have been conducted at border crossing points (23%), reception and transit centres (40%), collective sites (6%), and assistance points in major cities (28%).

Trained enumerators from UNHCR and partners digitally collect the data through Kobo Toolbox, which is safely stored in UNHCR server.

While respondents are randomly selected to reduce bias, non-probability sampling is used and results should be considered indicative, meaning they cannot necessarily be extrapolated to the population of refugees from Ukraine as a whole. The results reflect refugees' situation and intentions at the time of data collection.

RESPONDENT PROFILE

97% of respondents are citizens of Ukraine. Most are women (**75%**, holding higher levels of education (**36%** with university or higher degrees and **22%** with vocational training) and with diverse professional experiences, particularly in services and trade related sectors.

Nationality

97 %

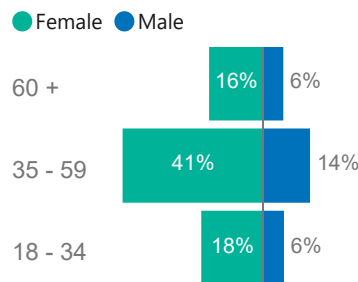
of respondents were Ukrainian nationals

Gender

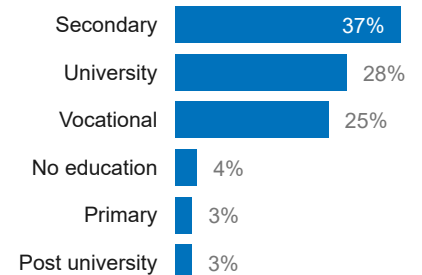
75 %

of respondents were females

Age group and gender



Education level

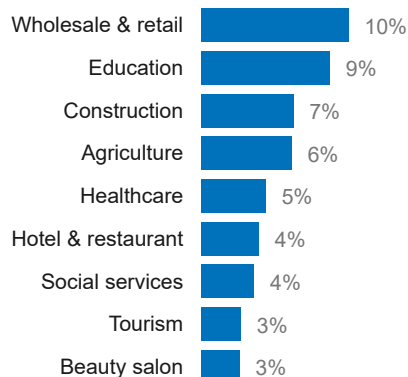


Acknowledgements

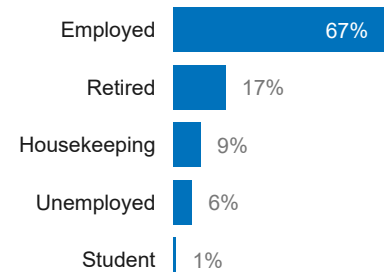
We are grateful for the extensive involvement and support of UNHCR's partners, in particular: INTERSOS, Law Center of Advocates (CDA), REACH, UNHCR Help Desk staff, and Charity Centre for Refugees in Moldova.

We are also grateful for the support of local authorities, civil society, international organizations and donors. Most importantly, UNHCR would like to acknowledge the resilience and strength of refugees from Ukraine, who continue to share with us their challenges, fears and hopes.

Top occupational sectors



Employment status before leaving Ukraine



Published August, 2022

Overview

Displacement patterns

Situation in host country

Intentions

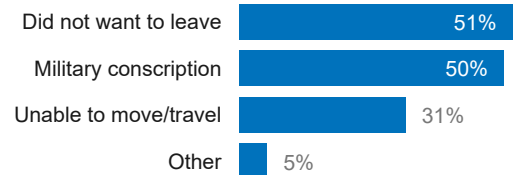
Our findings show that the majority (**82%**) of the refugees currently in Moldova are female, children, and elderly persons which is in-line with the statistics figures presented by the Government of Moldova. The majority of respondents (**66%**) reported being separated from some of their immediate family members, with primary reason being the restriction of freedom of movement for men due to martial law.

Out of **66%** of respondents who are not traveling alone, **91%** are traveling with immediate family members, in some cases with extended family members (**6%**), and in rare cases with friends or acquaintance. As could be anticipated due to proximity to Moldova, the most reported oblasts of origin in Ukraine were **Odeska (46%)** and **Mykolaivska (20%)** - among the most affected areas that are still experiencing ongoing international armed conflict.

Family separation

67 % separated from other family members

Separation reasons

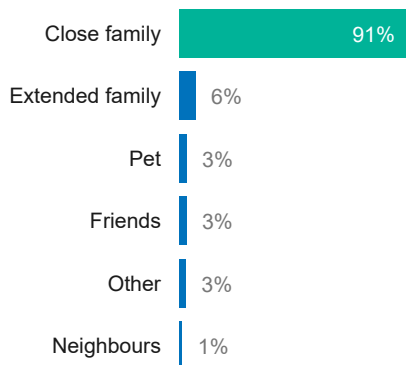


Travelling with*

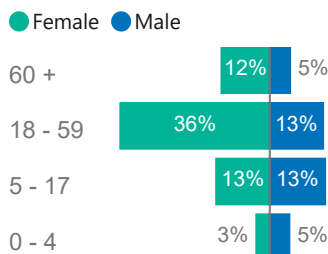
66 %

of respondents travelled accompanied

Among those who travelled accompanied, 90% were displaced with their immediate family.



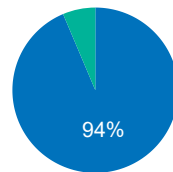
Immediate family age group and gender**



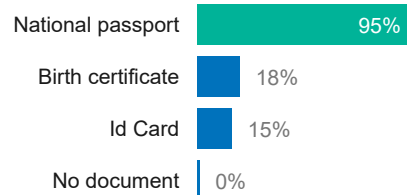
** including the respondent

Travelling with unrelated children

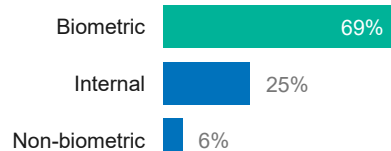
● No ● Yes



Documents carrying during travel*



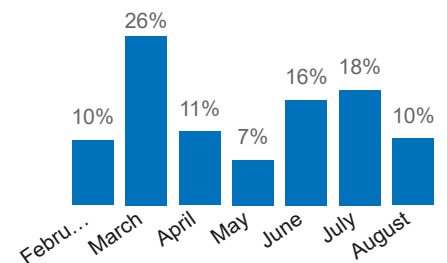
Passport type



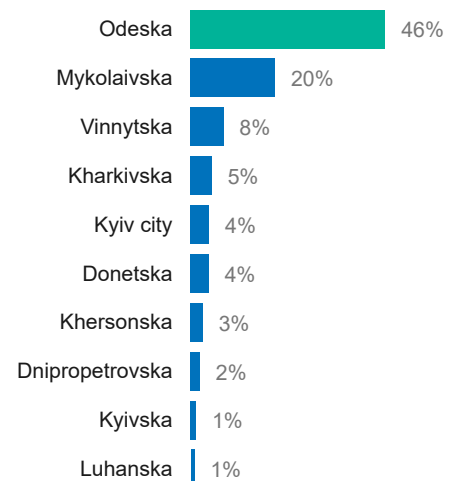
Internally displaced before leaving Ukraine

22 %

Date of departure



Top 10 places of origin



The boundaries and names shown and the designations used on this map do not imply official endorsement or acceptance by the United Nations.

* Multiple responses were possible, so percentages can go over 100% when added.

Overview

Displacement patterns

Situation in host country

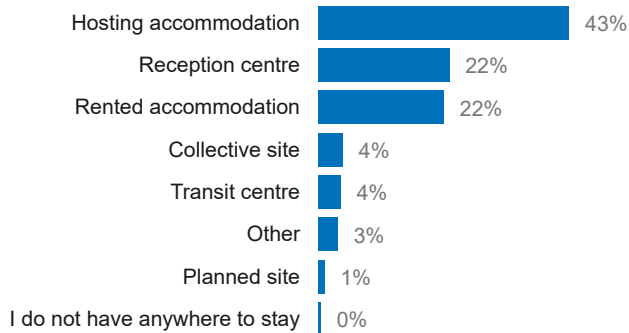
Intentions

The majority of respondents are staying in hosted or rented accommodation (65%), while 28% are still staying in reception or transit centres. Around 15% of respondents have relatives in Moldova. While only around 4% of respondents live in refugee accommodation centres (collective sites), this population represents those who are among the most vulnerable. The top three urgent needs reported by respondents are **cash**, **accommodation** and **healthcare**. Respondents report preferring to receive information on **financial aid services** and **work opportunities**, indicating **over the phone** as preferred modality.

Respondents with relatives in Moldova

15 %

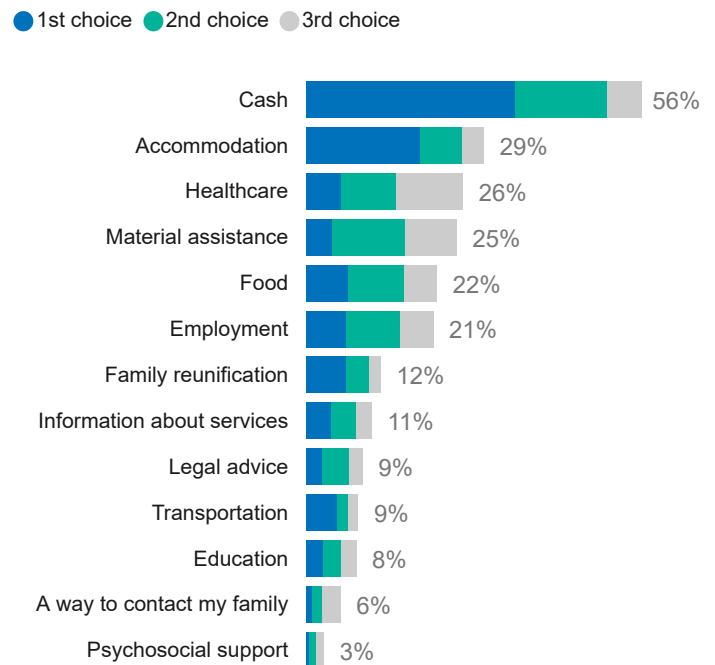
Current accommodation



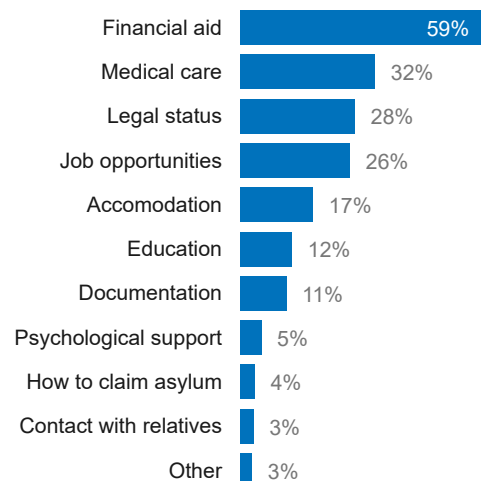
Respondents with at least 1 family member at heightened risks



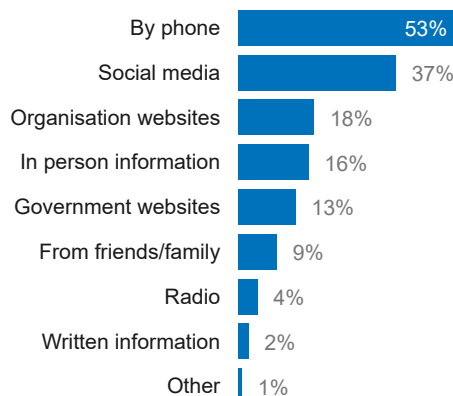
Urgent needs*



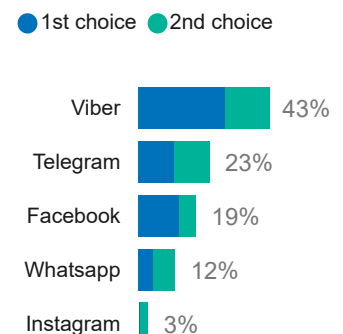
Information needs*



Preferred information channel*



Preferred social media channel*



* Multiple responses were possible, so percentages can go over 100% when added.

Overview

Displacement patterns

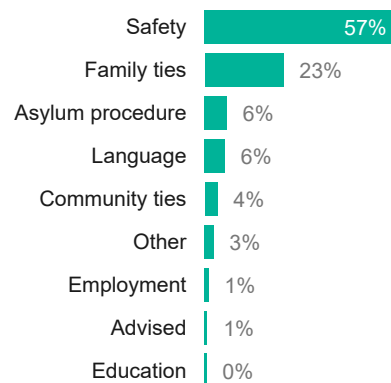
Situation in host country

Intentions

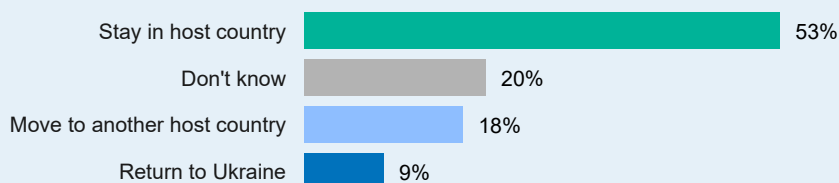
While the findings vary based on the place of the interview, more than half of the respondents (**53%**) report plans to stay in their current host country in the near future, with safety, family ties and language as the main reasons. While the language is one of the key drivers of staying in Moldova, employment opportunities influence respondents' decision to move to other host countries. Only **9%** of respondents reported willingness to return to Ukraine indicating their expectations of improved situation as the main factor, and around **20%** of respondents were uncertain about their plans.

PLANNING TO STAY IN CURRENT HOST COUNTRY

Why: Reasons to stay

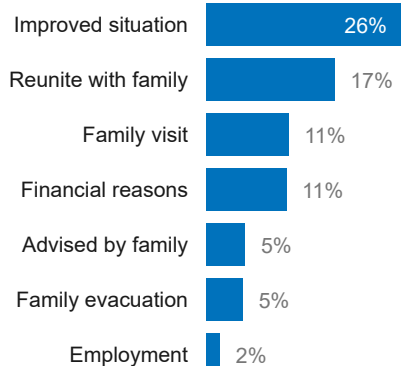


Near future intentions

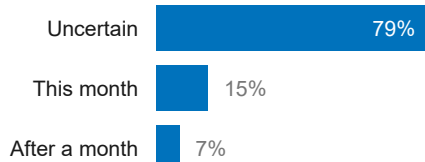


PLANNING TO RETURN TO UKRAINE

Why: Reasons to return



When

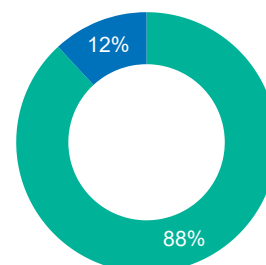


Where: % returning to the same Oblast

96 %

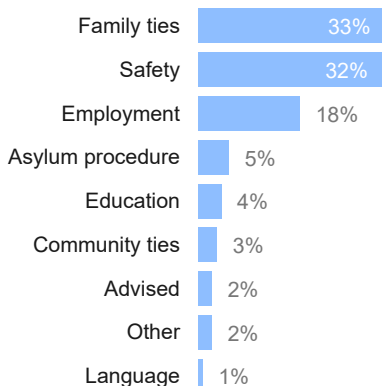
Concerns about returning*

● Yes ● No

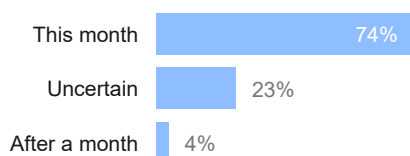


PLANNING TO MOVE TO ANOTHER HOST COUNTRY

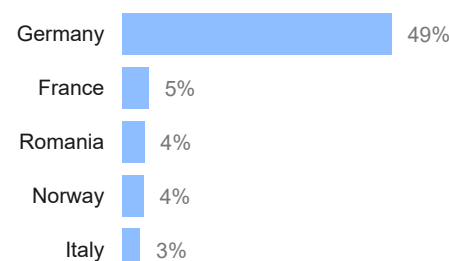
Why: Main reasons to move



When



Where to: Top 5 destination



* Multiple responses were possible, so percentages can go over 100% when added.
**The analysis in this section excludes respondents interviewed on the same day they were departing from their current host country