SOUTH SUDAN

Refugee Returnee Household Survey

Apr -Jun 2022

From Oct 2018 to date, **592,082** spontaneous refugee returnees have arrived to South Sudan after signing of the revitalized peace agreement. To learn more about the challenges they face and their plans, UNHCR conducts an in-depth household-level survey of returnees across the country.

UNHCR and partners on quarterly basis collect information on refugee returns through key informant interviews, focus group discussions, and partner monitoring reports. Jointly with Government's Relief and Rehabilitation Commission, UNHCR validates the reports by interviewing randomly selected returnee households in areas of return during the period.

During the second quarter of 2022, 1907 households were interviewed from April to June 2022 corresponding to approximately 13,590 people in all the ten states of Unity, Northern Bahr Ghazal, Western Bahr el Ghazal, Jonglei, Warrap, Lakes, Central Equatoria, Eastern Equatoria,Western Equatora and Upper Nile Upper Nile States.

THE RETURNEES

#of HH interview

1,907 households

of Individuals

13,590 individuals

Demographics

56% female-headed households

0.4% child-headed households

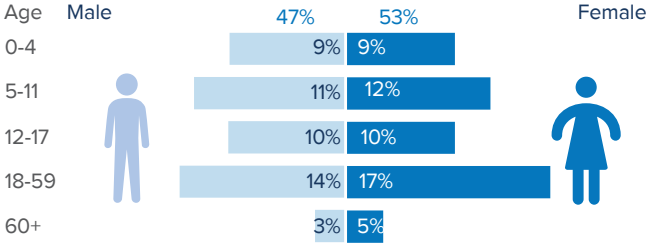

Sample sources/destinations (individuals)

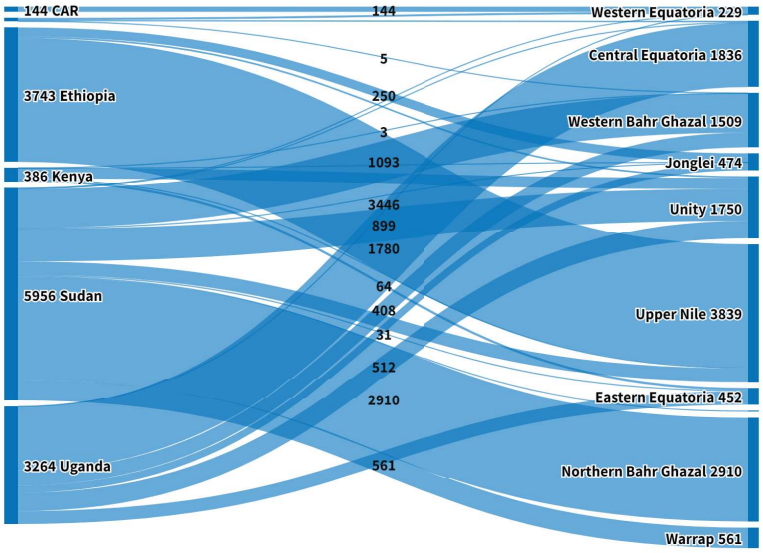

Number of individuals per county

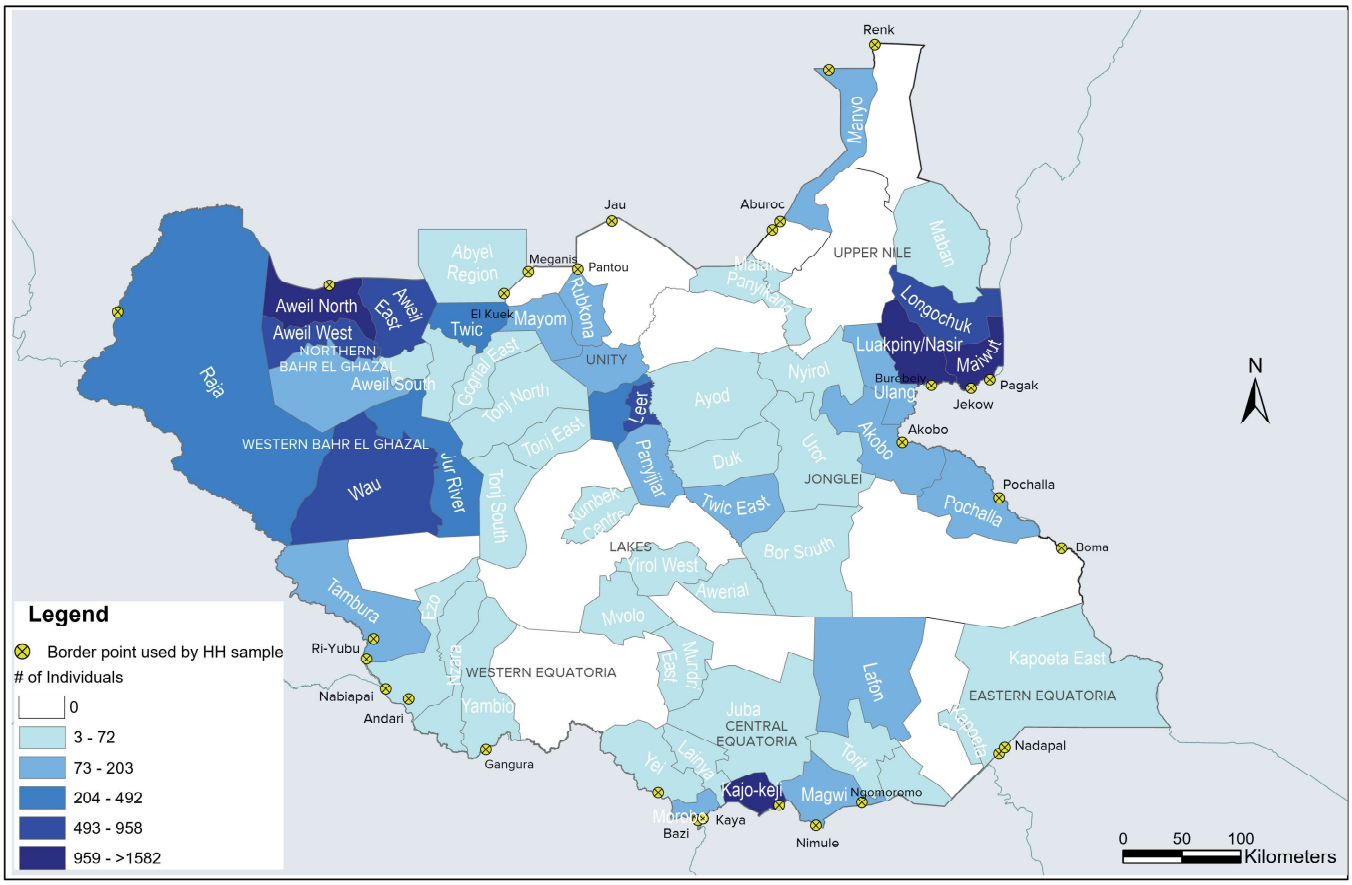

The boundaries and names shown and the designations used on this map do not imply official endorsement or acceptance by the United Nations.

Final status of Abyei area is not yet determined. Source: Geographic data: UNHCR, UNCS, UNDP. Refugee Returnee statistics: UNHCR and Partners.

Author: UNHCR Representation Office in South Sudan. Feedback: ssdjuodm@unhcr.org

THE JOURNEY

Reported reasons for return (Households)

Reasons for departures from country of asylum

1. Lack of employment and livelihood opportunities in CoA (34%)
2. Lack of access to basic services(33%)
3. Insecurity in country of asylum (13%)

Reasons for returning to South Sudan

1. Improvement of security situation in South Sudan (29%)
2. Reunite with family members(25%)
3. Improved availability of services in South Sudan (17%)

Note: One household reported one or more reasons for their return to country of asylum

Mode of transport (households)

38% of households returned by collective/ private car

19% of households returned by bus

17% of households returned on foot

9% of households returned by boat

2% used other means such as moterbike and airplane.

Mode of payment (Households)

86% of households paid with their own money

15% of households assisted by South Sudanese Authorities

6% were assisted by relatives and others

Vulnerabilities identified (cases)*

77 Older people unable to care for themselves

99 Child carer

103 Unaccompa-nied children

49 Single older people

811* Other

*One individual can have more than one vulnerability
**Other such as teenage pregnancy, single women at risk, people with chronic illness, etc.

Top 5 reported protection incidents

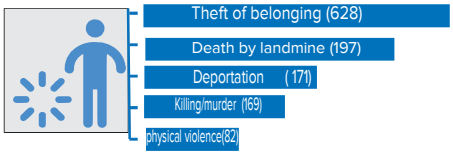

FUTURE PLANS

Intended return duration

81% of housholds plan to stay permanently

15% of household are undecided

9%* of households plan to stay temporarily

*Temporary stay for period between 1 and six months or as long as peace holds

Permanent returnee's intention

84% of households want to remain in the same village

8% of household are undecided/don't want to answer

7%* of house holds have other plans

*Other: Move to another village in the same payam or to other county or state or leave South Sudan.

Reuniting with the family

51%* of households left immediate family members in the country of asylum

80% of households said their family members planned to meet them in South Sudan

*51% of those who left immediate family members in the country of asylum

Immediate family members return plan

544 individuals intend to join as long as peace continues

281 individuals intend to join within 3-6 months

282 individuals intend to join within 1-2 months

131 individuals intend to join later than 6 or more months

Remaining immediate family members in Country of asylum

1. Sudan — 5,956
2. Uganda — 3,264
3. Ethiopia — 3,743
4. Kenya — 19
5. DRC — 23
6. CAR — 18

Relationship with host community

90% of the households feel safe in the current location

78% of households reported good relationship with the host community

Housing in South Sudan

69% of returnee household own house

31% of households owning houses, do not have access to it

Top 3 reasons for no access

1. Destroyed (52%)
2. Damaged (40%)
3. Occupied by others(11%)

Land in the South Sudan

91% of returnee households own land

19% of returnee households do not have access to it

Top 3 reasons for no access

1. Occupied by others(23%)
2. Insecurity (43%)
3. Other (33%)

Other: no available space, far from town, fear of previous fatigue, loneliness etc.

Author: UNHCR Representation Office in South Sudan.

Feedback: ssdjuodm@unhcr.org