

Population
Refugees and asylum-seekers

Individuals: **5,823**
Households: **951**

Settlement

Lobule

Target year

2022

UCRRP Partners 14

GOV'T **02** UN UN Agencies **03**
NGO NNGOs **03** NGO INGOs **06**

Sector	Indicator	Actual	Target
--------	-----------	--------	--------

Education



% children enrolled in Primary **171** (Actual) / **115** (Target)

Teacher Pupil ratio (1:65) **77** (Actual) / **65** (Target)
National standard 1.53

Health & Nutrition



Under 5 mortality rate **0.0** (Actual) / **0** (Target)
Standard: < 1.5

Severe acute malnutrition recovery rate **86** (Actual) / **75** (Target)
Standard: > 75%

WASH



of litres per person per day **17** (Actual) / **18** (Target)
Standard: 20l/p/d

% household latrine coverage **72** (Actual) / **70** (Target)
85% sanitation coverage

Energy & Environment



of hectares woodlots/plantations maintained **13** (Actual) / **200** (Target)

of HH supported with clean and/or energy efficient technologies for cooking **300** (Actual) / **1,100** (Target)

Food Security



of refugees and asylum seekers receiving food assistance disaggregated by modality (Cash + In-kind) **5,711** (Actual) / **5,822** (Target)

In-kind Cash Target

Livelihoods & Resilience

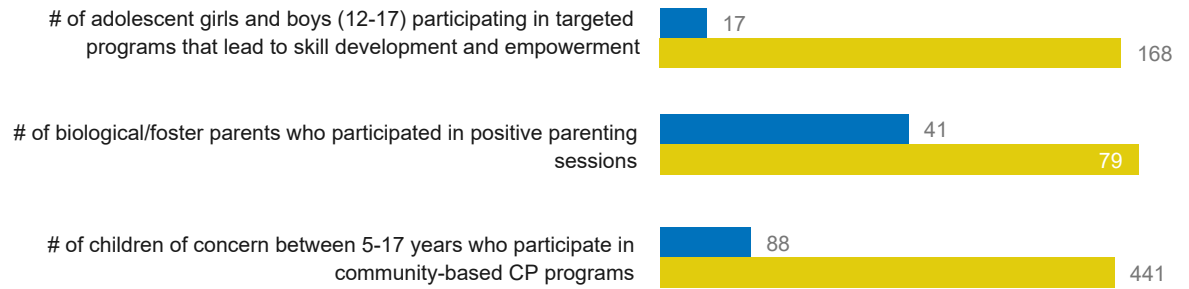


% of PoCs with access to arable land **76** (Actual)

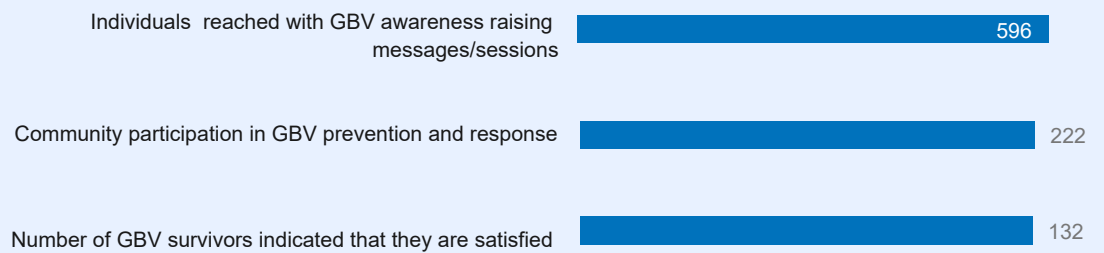
% HH with income from crop sales **16** (Actual)

Sector	Indicator	Actual	Target
--------	-----------	--------	--------

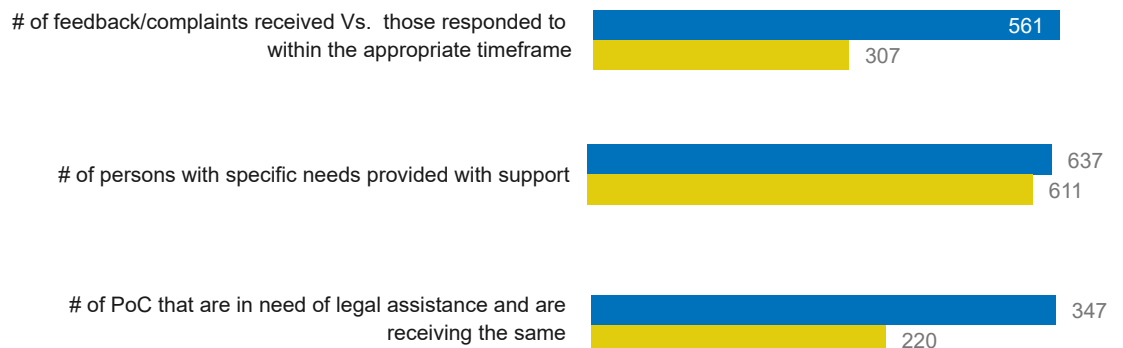
Child Protection



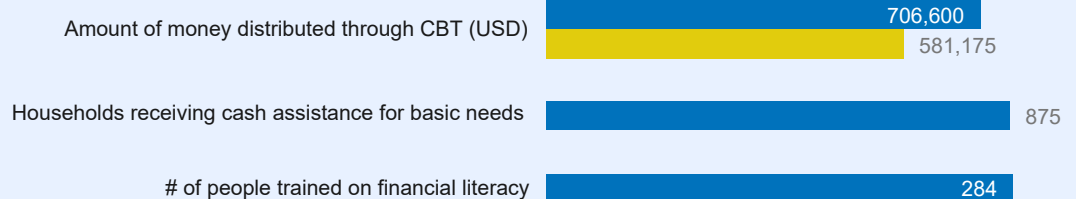
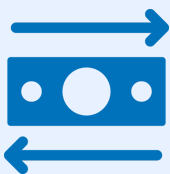
GBV



Protection



CBI Modality



List of Partners who reported as of Q2 2022, UN Agencies and Government

National NGOs

HADS, URDMC and TPO

International NGOs

ACAV, ACF, DCA, DRC, JAM and WVI

UN Agencies

UNDP, UNHCR and WFP

Government

OPM, Koboko DLG