

# 13.1 MILLION PERSONS OF CONCERN

The total population of concern (PoC) to UNHCR in West and Central Africa (WCA) relates to the people UNHCR is mandated to protect and assist. It includes those who have been forcibly displaced; those who have returned home within recent years; those who are stateless or at risk of statelessness; and other groups to whom UNHCR has extended its protection or assisted on a humanitarian basis.

**1.6** MILLION REFUGEES & ASYLUM-SEEKERS

**7.8** MILLION INTERNALLY DISPLACED PERSONS

**1.6** MILLION STATELESS & AT RISK OF STATELESSNESS

**1.7** MILLION RETURNED INTERNALLY DISPLACED

**0.1** MILLION REFUGEES RETURNEES

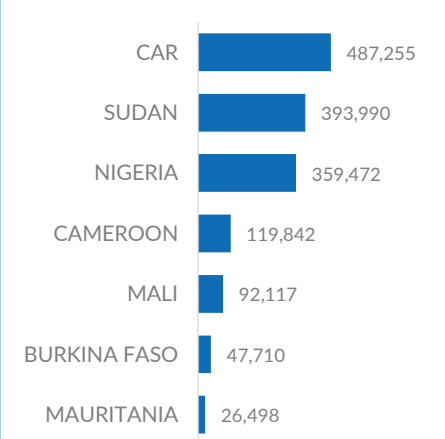
**0.1** MILLION OTHERS OF CONCERN

The total of 1.6 million refugees represent a 7% increase from August 2021. Chad hosts the largest number of refugees with 68% from Sudan. Cameroon hosts the second largest number of refugees mainly from CAR (72%).

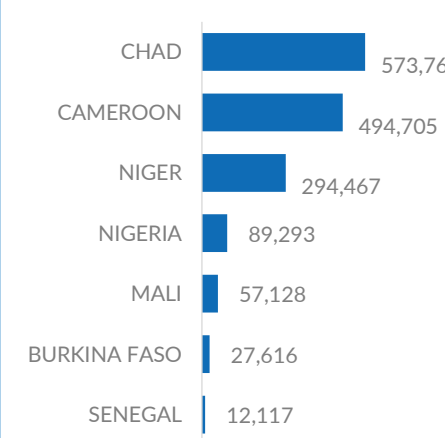
The number of internally displaced rose to an estimated 7.8 million. Nigeria hosts 41% of IDP population in the region. With an increase of over 52% in one year, Burkina Faso has the second largest number of IDPs (24%).

The Lake Chad Basin hosts 36% of forcibly displaced population in West and Central Africa. Central Sahel hosts the second largest number (32%) with the majority being Internally Displaced Persons in Burkina Faso (63%).

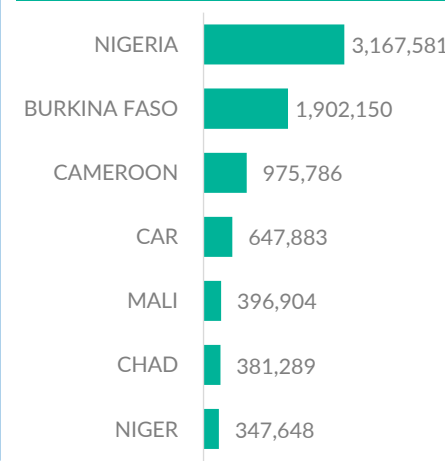
## MAIN COUNTRIES OF ORIGIN



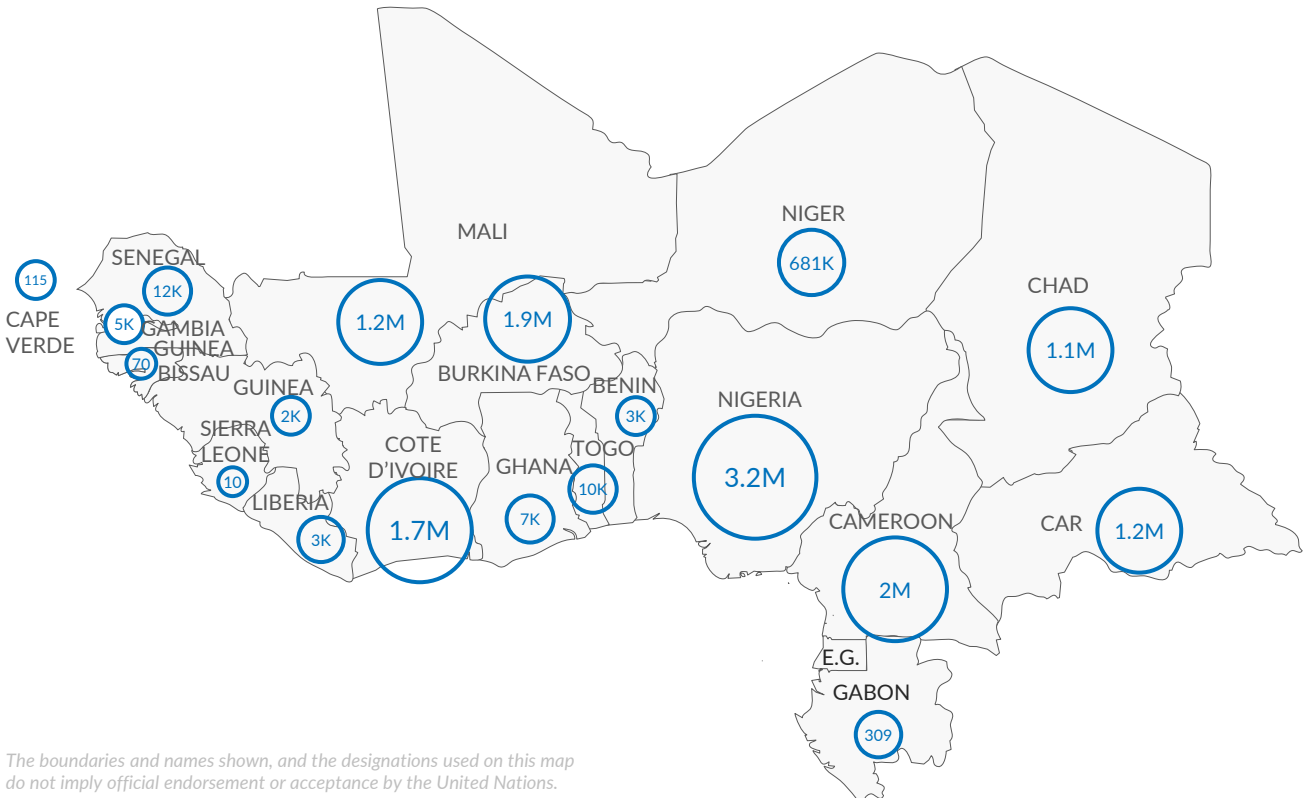
## MAIN COUNTRIES OF ASYLUM



## INTERNAL DISPLACEMENTS



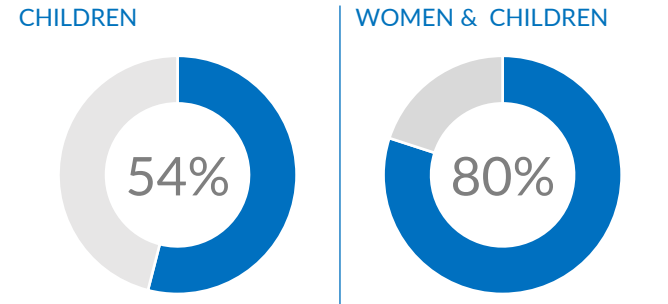
## PERSONS OF CONCERN BY COUNTRY



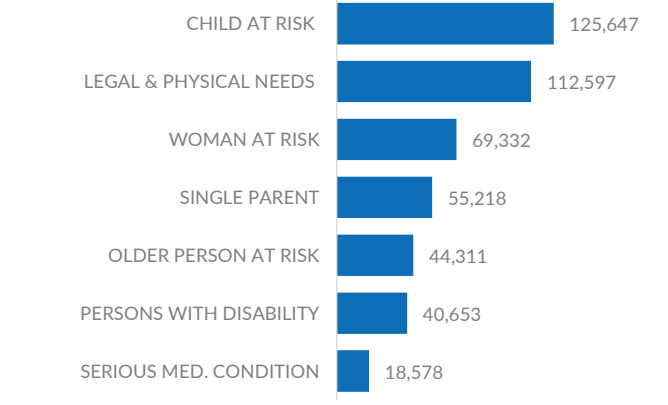
The boundaries and names shown, and the designations used on this map do not imply official endorsement or acceptance by the United Nations.

	REFUGEES	ASYLUM SEEKERS	REFUGEES RETURNEES	IDPs	RETURNED IDP	STATELESS	OTHERS	TOTAL
BENIN	1,777	1,185						2,962
BURKINA FASO	27,050	566		1,902,150				1,929,766
CAMEROON	485,887	8,818		975,786	548,206			2,018,697
CAPE VERDE						115		115
CAR	11,083	393	31,597	647,883	499,430			1,190,386
CHAD	568,919	4,843		381,289			101,551	1,056,602
COTE D'IVOIRE	5,595	181				1,656,330		1,662,106
GABON	255	54						309
GAMBIA	4,383	1,029						5,412
GHANA	6,195	792						6,987
GUINEA	2,217	269						2,486
GUINEA BISSAU	33	37						70
LIBERIA	2,483	813						3,296
MALI	56,261	867	84,806	396,904	685,559			1,224,397
NIGER	252,774	41,693		347,648			38,956	681,071
NIGERIA	87,784	1,509	3,880	3,167,581				3,260,754
SENEGAL	11,841	276						12,117
SIERRA LEONE	10							10
TOGO	9,125	741						9,866
GRAND TOTAL	1,533,672	64,066	120,283	7,819,241	1,733,195	1,656,445	140,507	13,067,409


## REFUGEE POPULATION PROFILE



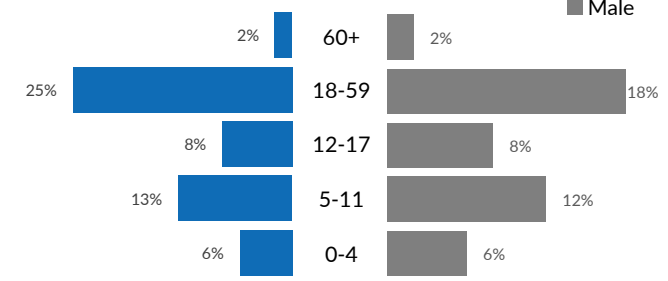
## REFUGEES WITH SPECIFIC NEEDS



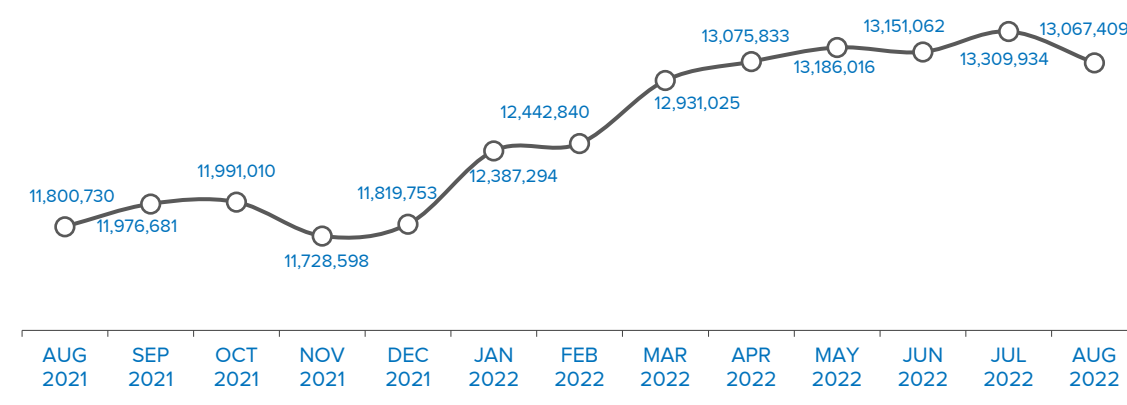
## REFUGEES IN CAMPS



## DEMOGRAPHICS



## POPULATION TRENDS



## SITUATIONS

### CAR SITUATION

**740,251** REFUGEES AND ASYLUM-SEEKERS  
**647,883** INTERNALLY DISPLACED PERSONS

### FAR NORTH CAMEROON

**35,137** REFUGEES AND ASYLUM-SEEKERS  
**36,276** INTERNALLY DISPLACED PERSONS

### SAHEL SITUATION

**1,054,221** REFUGEES AND ASYLUM-SEEKERS  
**3,027,991** INTERNALLY DISPLACED PERSONS

These figures represent refugees from Central African Republic in neighboring countries (Cameroon, Chad, Congo, the Democratic Republic of Congo, Sudan, South Sudan) and IDP in Central African Republic.

These figures represent Cameroonian refugees in Chad and forcibly displaced people following the outbreak of violence in the Far North region of Cameroon in December 2021.

These figures represent all refugees and IDPs in Central Sahel (Burkina Faso, Mali, Niger), Chad and Mauritania. Refugees from Central Sahel in neighboring coastal countries (Benin, Cote d'Ivoire, Ghana, Togo) are also included.