



Rapid Winterization Assessment Preliminary findings




Regional Refugee Response
For the Ukraine Situation



UNHCR
The UN Refugee Agency

Methodology



855
Surveys
in total

328
refugees

511
Moldovans...

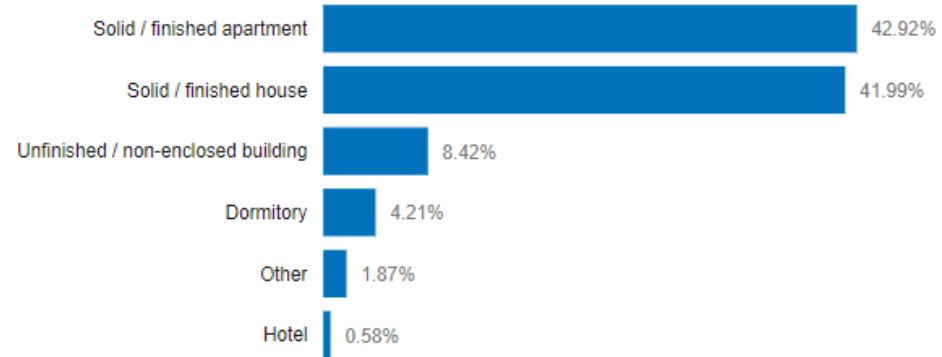
113
...out of them who are
hosting refugees

- Findings representative on the **country-wide level** for two population groups: Refugees and Moldovans, with 95+/-5% confidence level;
- Findings are **indicative for four geographic zones**: Chisinau (the whole raion), North, Centre, and South. Moldovans are also disaggregated by those who are hosting refugees and those who are not.
- **Mixed data collection method**: face-to-face interviews with Moldovans and phone calls to hosting HHs and refugees.

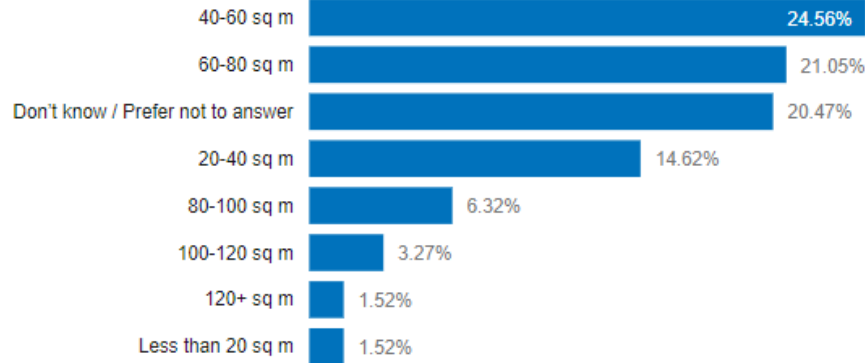
Shelter

- Both refugees and Moldovans reported living predominantly in solid/finished apartments or solid/finished houses (more than 75% for each population group).
- Moldovans in Centre, North, and South more frequently reported residing in a house than in an apartment – 52-64% compared to Chisinau (29.6%).
- In some cases (up to 18%), refugees reported living in unfinished/non-enclosed housing.
- In most of the cases (up to 75%), Moldovan HHs reported having at least winterproof windows.

Type of shelter



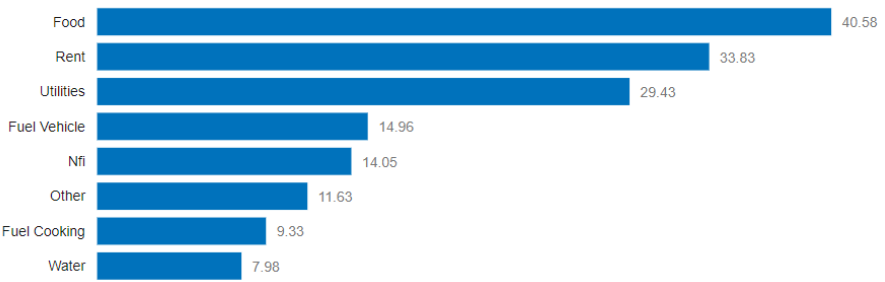
Shelter size



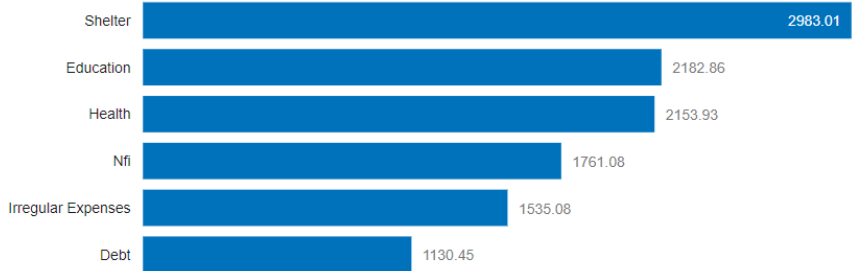
Expenditures

- For the Moldovans, during the past 30 days, food and utilities were on a comparable scale of expenditures (38% and 32%) respectively. For refugees, food takes a higher proportion of expenditures (43%), which is followed by rent (36%).
- Around 3/4 of Moldovan HHs reported that their expenditures this year are not the same as they were a year ago, which they explain with the increase of utilities' cost and inflated prices on the market.

Average expenditure, % of monthly budget by category (last 30 days)



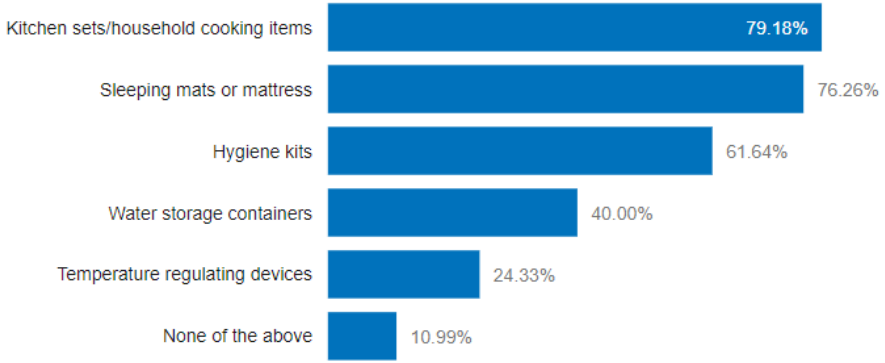
Average expenditure in local currency (last 3 months)



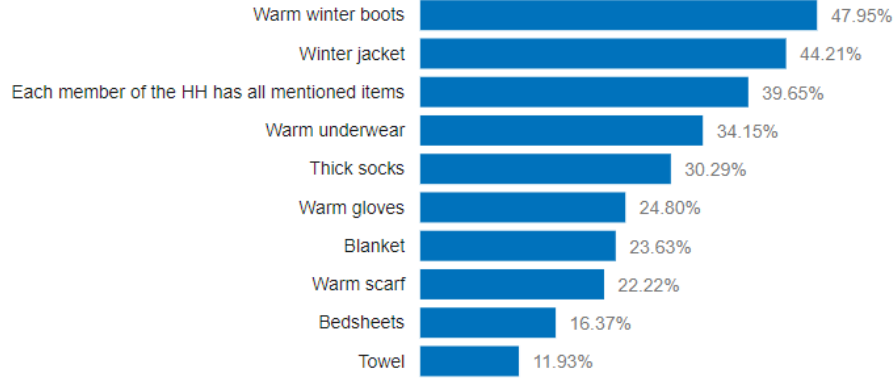
NFIs

- In most of the cases, more than 80%, Moldovan HHs reported having sleeping mattresses. The situation is different for refugees, especially in Chisinau or in the North where only a bit beyond 50% reported having sleeping mattresses.
- Refugees reported not having a winter jacket, at a minimum of 46% (in Chisinau) and a maximum of 63% (in the South).

General items available

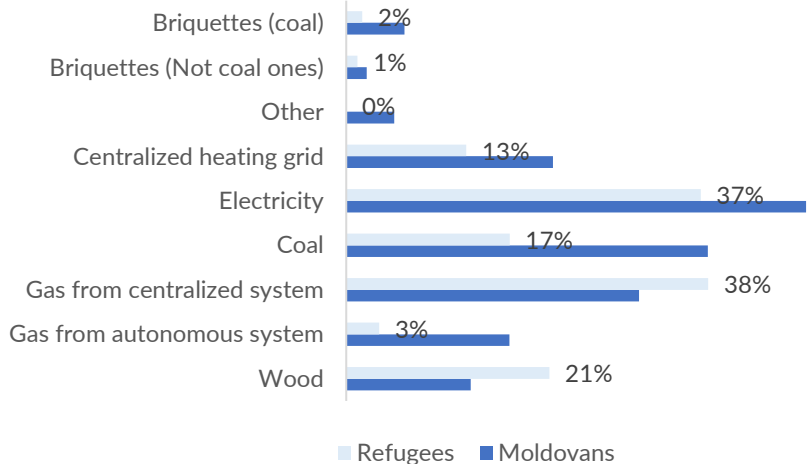


Items not available for every HH member



Utilities

- For Moldovans, the most preferred source of heating varies based on the geographic zone. For example, in Chisinau, electricity is the most preferred source of heating, while in the Centre Moldovans prioritize using gas. In the North and in the South, wood prevails among the preferred options.
- In terms of electricity, the main network/grid is used as the primary source of electricity in almost in 100% of cases. However in Chisinau, up to 10% of the cases reported using generators and accumulators.



AAP & Assistance

- As to additional winter-related needs, refugees reported most frequently the need for winter clothes (up to 63%) followed by winter sleeping items. Moldovans reported a need for money for food/healthy diet the most frequently as their additional need.
- Cash is an equally preferred modality of assistance for both refugees and Moldovans. In parallel, refugees also prefer vouchers, which is not the case for Moldovans. The third preferred modality is in-kind assistance

Preferred assistance modality

