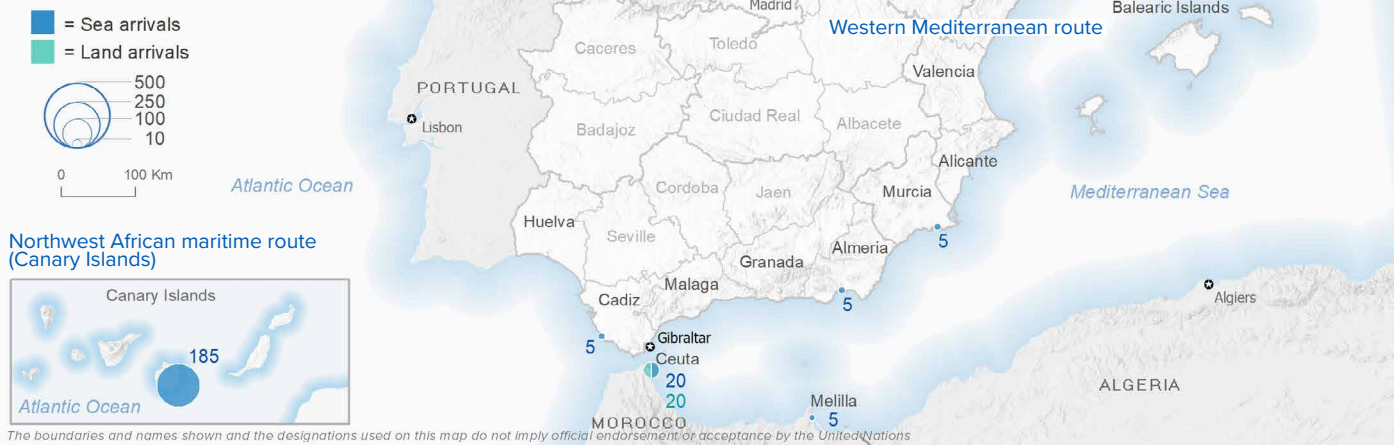


SPAIN Weekly snapshot - Week 39 (26 Sep - 2 Oct 2022)

The charts below are based on figures from the Ministry of Interior and UNHCR estimates. All figures are provisional and subject to change

Refugees & migrants: sea and land arrivals in week 39¹



Arrivals in Spain

23,695
 Arrivals as of
 2 Oct 2022²

-19%
 Dif. 2021

22,016
 Sea Arrivals²
 Dif. 2021: -22%

1,679
 Land Arrivals²
 Dif. 2021: +60%

243
 Arrivals Week 39¹
 Dif. last week: -84%
 Dif. 2021: -86%

Western Mediterranean

11,114
 Arrivals as of
 2 Oct 2022²

-30%
 Dif. 2021

9,435
 Sea Arrivals²
 Dif. 2021: -36%

1,679
 Land Arrivals²
 Dif. 2021: +60%

58
 Arrivals Week 39¹
 Dif. last week: -92%
 Dif. 2021: -93%

Northwest African maritime (Canary Islands)

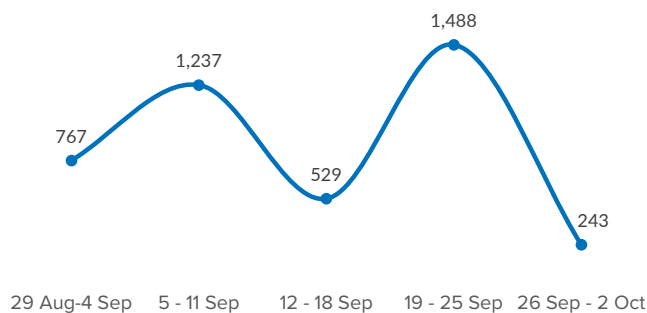
12,581
 Arrivals as of
 2 Oct 2022²

-7%
 Dif. 2021

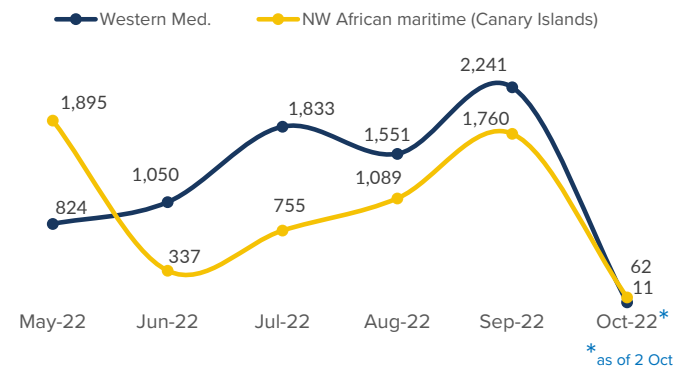
12,581
 Sea Arrivals²
 Dif. 2021: -7%

185
 Arrivals Week 39¹
 Dif. last week: -76%
 Dif. 2021: -79%

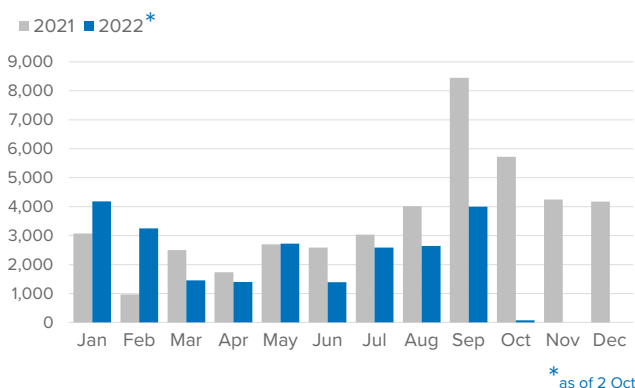
Arrivals in Spain during the last five weeks¹



Arrivals in Spain by route during the last six months²



Arrivals in Spain per month²



Arrivals in Spain per year²

