Mauritania Operation | Camp and Urban area | Refugees and Asylum Seekers

As of 30 September 2022

101,207

Refugees and asylum-seekers

96,240 **4,967**

Biiometric Enrollment 97%

28,299 Households - **101,207** Individuals

In Camp	81,199
Out Camp	5,765
Urban	14,243

REFUGEES BY LOCATION

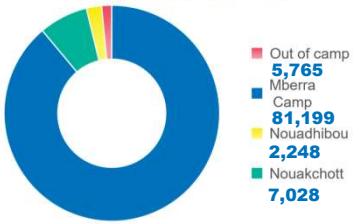

ASYLUM SEEKERS BY LOCATION

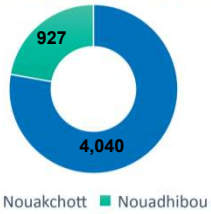

48%	52%	56%	41%	3%
Men	Women	Children (0-17)	Adults (18-59)	Older people

REGISTRED IN 2022 **21,167**

NEW ARRIVALS IN 2022 **10,710**

Registered individuals by top 5 countries of origin

REFUGEES BY COUNTRY OF ORIGIN

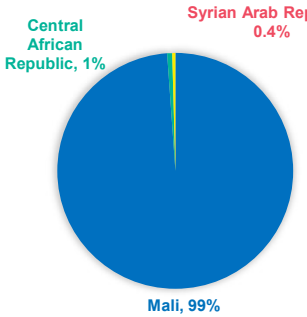

ASYLUM-SEEKERS BY COUNTRY OF ORIGIN

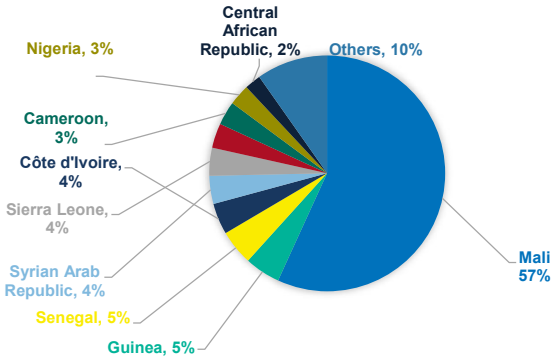

Voluntary repatriation in 2022 **184**

Resettlement in 2022

Submission	69
Departure	4

ASYLUM SEEKERS - AGE AND GENDER

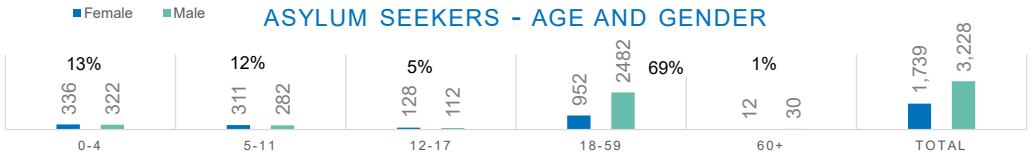

REFUGEES - AGE AND GENDER

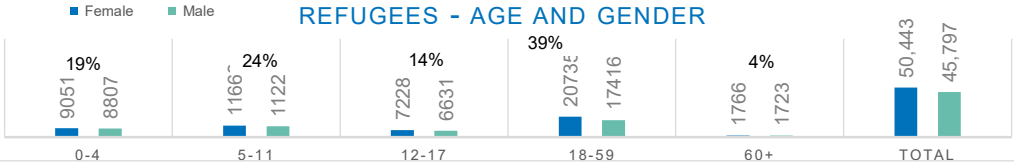

REGISTERED INDIVIDUALS BY SPECIFIC NEEDS

Total persons with specific needs:8,456

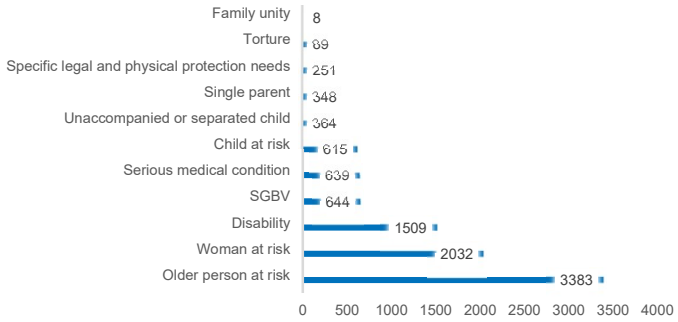

Update date : 30 September 2022| **Sources** : Refugee statistics – UNHCR ProGres database | **Feedback** : sarra@unhcr.org