UGANDA- REFUGEE STATISTICS OCTOBER 2022

Adjumani

Total Population	Total Refugees
208,047	208,023
Total Households	**Total Asylum-Seekers**
29,428	24

Women and Children
86 %
179,155

Female
54 %
111,888

Elderly
3 %
6,041

Youth 15-24
24 %
50,804

New Registration by Month

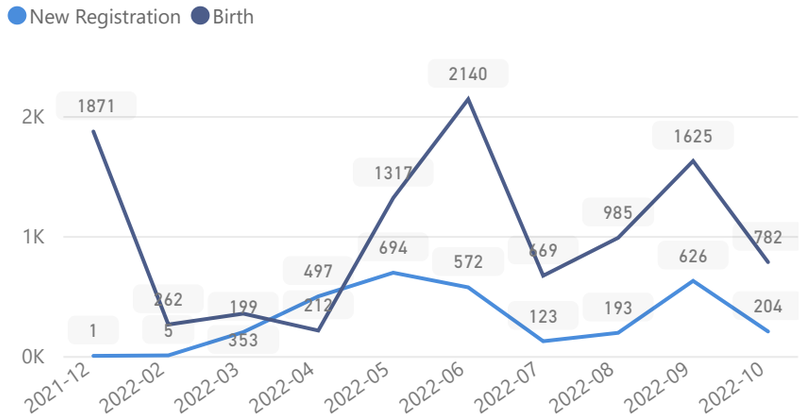

Zones

Level3	HHs	Individuals
Nyumanzi	4,990	43,446
Pagrinya	5,949	35,435
Ayilo I	3,006	25,122
Maaji II	2,572	16,904
Ayilo II	1,993	14,224
Maaji III	2,310	14,162
Boroli I	1,291	9,023
Mirieyi	996	7,547
Agojo	1,487	6,885
Alere	802	6,795

Country of Origin	Total
South Sudan	207,778
Sudan	212
Democratic Republic of the Congo	36
Kenya	6
Eritrea	5
Burundi	3
Ethiopia	3
Rwanda	3

Occupation - Top 5

20.3 % Have occupation

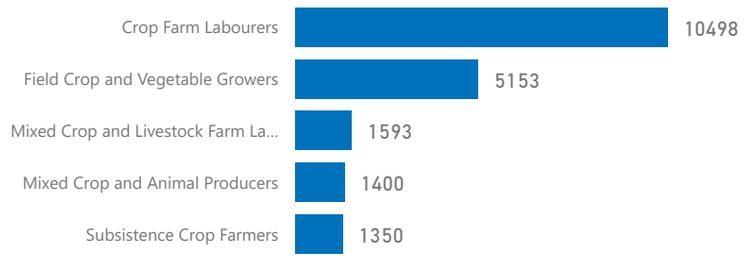

* Age is between 18 - 59 years for Occupation

Age & Gender Breakdown

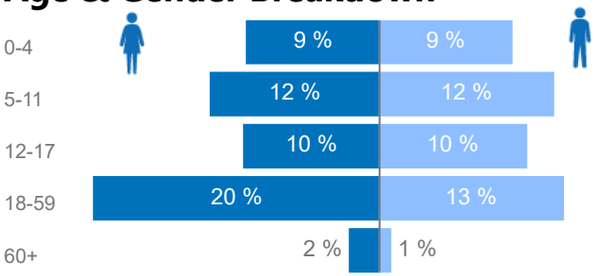

Specific Needs - Top 7

9,994 4,237

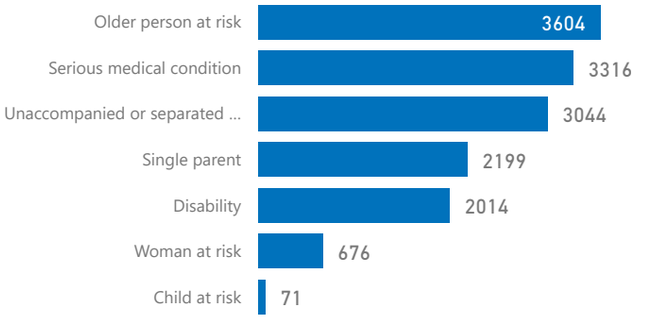

Assistance Status

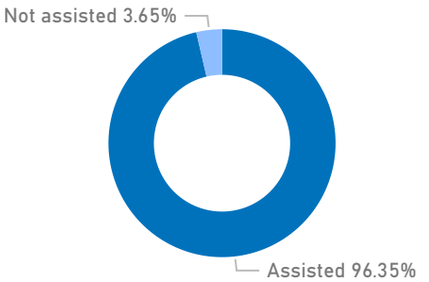

UGANDA- REFUGEE STATISTICS OCTOBER 2022

Bidibidi

Total Population	Total Refugees
193,156	193,156
Total Households	**Total Asylum-Seekers**
37,333	0

Women and Children
85 %
164,833

Female
53 %
101,559

Elderly
3 %
5,087

Youth 15-24
23 %
44,592

New Registration by Month

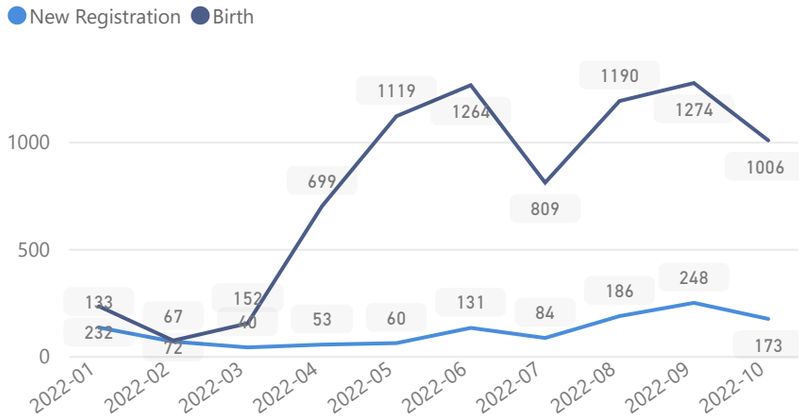

Zones

Level3	HHs	Individuals
Zone 3	9,692	46,930
Zone 2	7,663	43,746
Zone 5	8,211	40,197
Zone 1	6,315	34,981
Zone 4	5,433	27,245
Zone Vii	4	18
Zone Iv	3	14
Zone Ii	4	8
Zone Iii	3	8
Zone I	4	7
Zone V	1	2

Country of Origin	Total
South Sudan	193,029
Sudan	81
Democratic Republic of the Congo	40
Ethiopia	2
Andorra	1
Burundi	1
Romania	1
Rwanda	1

Occupation - Top 5

19.4 % Have occupation

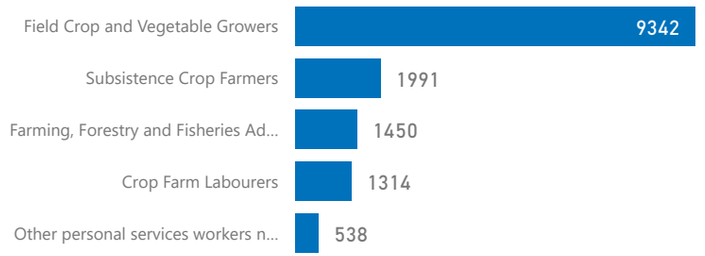

* Age is between 18 - 59 years for Occupation

Age & Gender Breakdown

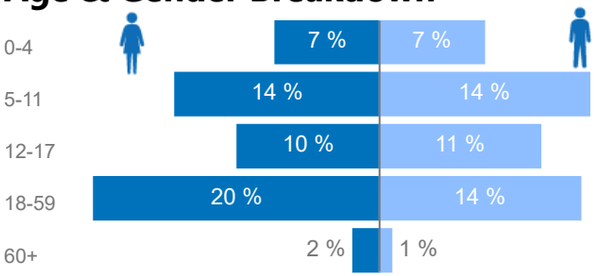

Specific Needs - Top 7

9,963 3,854

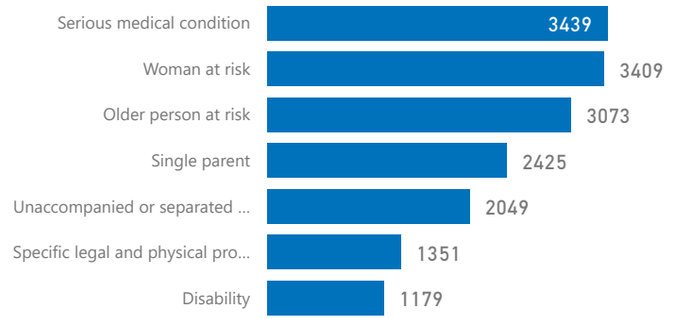

Assistance Status

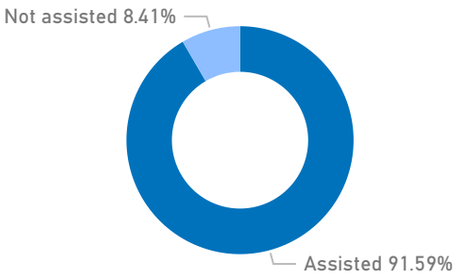

UGANDA- REFUGEE STATISTICS OCTOBER 2022

Imvepi

Total Population	Total Refugees
63,773	63,766
Total Households	**Total Asylum-Seekers**
14,748	7

Women and Children
85 %
54,443

Female
53 %
33,920

Elderly
3 %
1,777

Youth 15-24
22 %
13,720

New Registration by Month

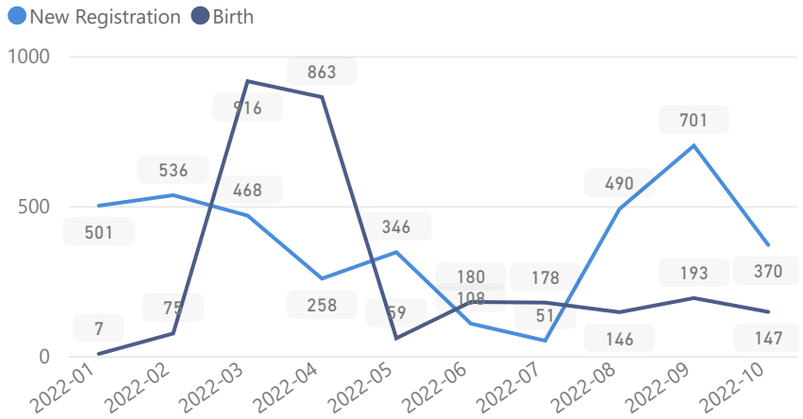

Zones

Level3	HHs	Individuals
Zone I	5,786	25,701
Zone Ii	5,201	24,198
Zone Iii	2,921	11,726
Zone Iv	836	2,137
Zone Vi	1	5
Zone Vii	1	4
Zone A	1	1
Zone B	1	1

Country of Origin	Total
South Sudan	61,529
Democratic Republic of the Congo	2,216
Sudan	23
Central African Republic	1
Ethiopia	1
Rwanda	1
Senegal	1
United Republic of Tanzania	1

Occupation - Top 5

26.6 % Have occupation

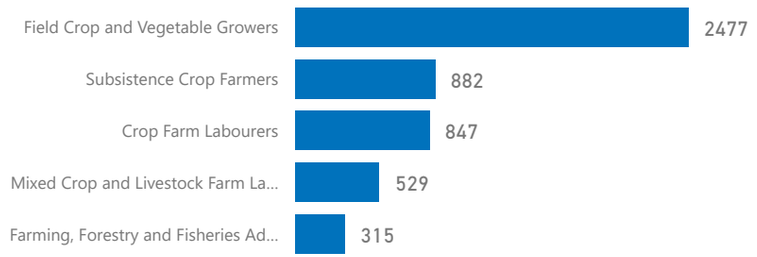

* Age is between 18 - 59 years for Occupation

Age & Gender Breakdown

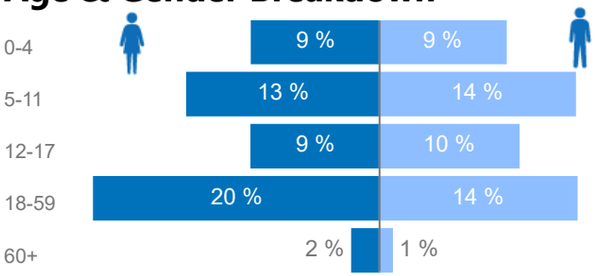

Specific Needs - Top 7

6,425 3,440

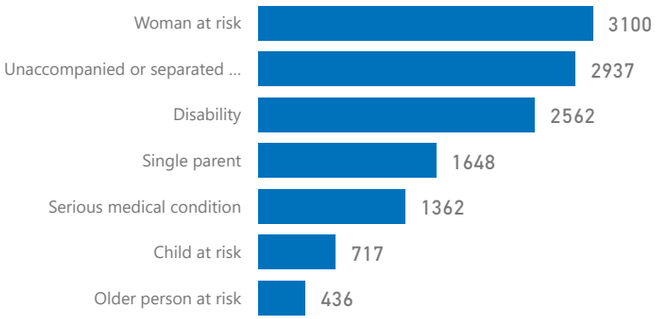

Assistance Status

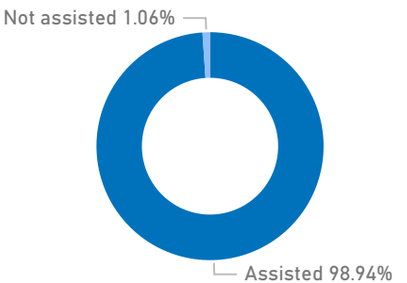

UGANDA- REFUGEE STATISTICS OCTOBER 2022

Kampala

Total Population	Total Refugees
123,804	94,721
Total Households	Total Asylum-Seekers
72,333	29,083

Women and Children
62 %
76,256

Female
46 %
57,153

Elderly
1 %
1,789

Youth 15-24
26 %
32,165

New Registration by Month

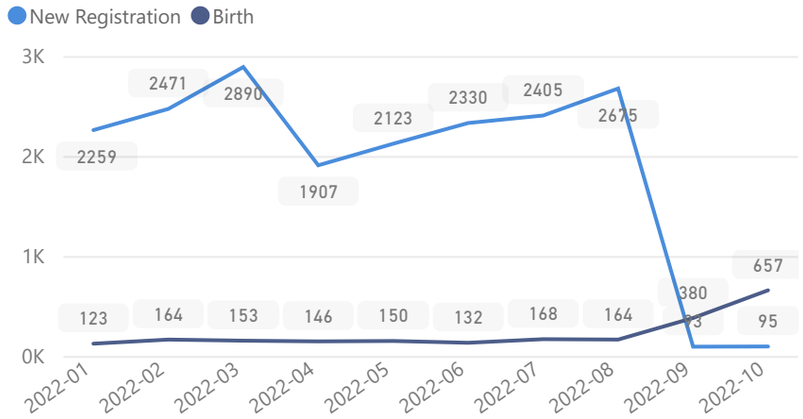

Zones

Level3	HHs	Individuals
Kampala Central	33,308	45,641
Makindye Division	22,224	44,234
Rubaga Division	13,295	26,288
Nakawa	928	2,280
Kawempe Div	1,035	1,642
Kawempe Division	448	1,364
Makerere University	229	346
Ssabagabo-Makindye	54	174
Nakivale	32	134
Nansana	52	127

Country of Origin	Total
Somalia	49,447
Democratic Republic of the Congo	27,837
Eritrea	25,692
South Sudan	5,918
Burundi	5,384
Ethiopia	4,510

Occupation - Top 5

7.0 % Have occupation

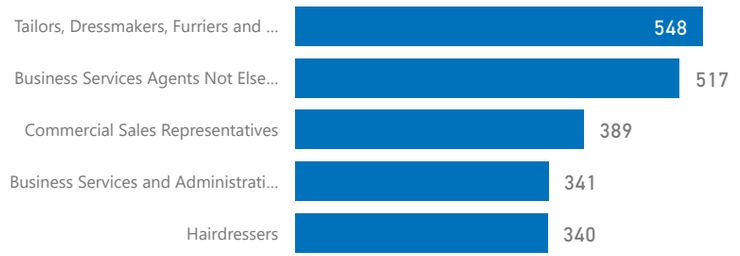

* Age is between 18 - 59 years for Occupation

Age & Gender Breakdown

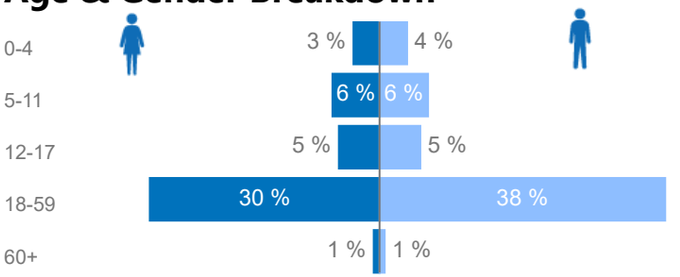

Specific Needs - Top 7

1,089 890

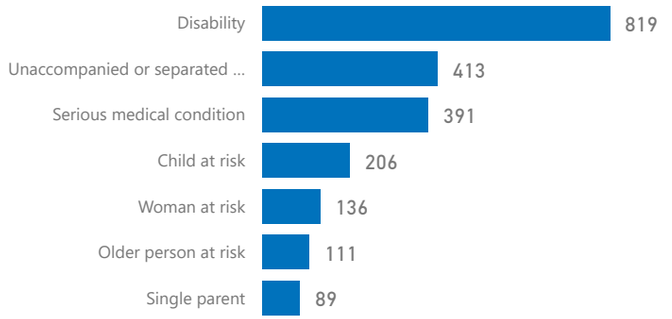

Assistance Status

UGANDA- REFUGEE STATISTICS OCTOBER 2022

Kiryandongo

Total Population	Total Refugees
64,456	64,414
Total Households	**Total Asylum-Seekers**
11,580	42

Women and Children
84 %
54,154

Female
53 %
33,847

Elderly
2 %
1,199

Youth 15-24
28 %
18,180

New Registration by Month

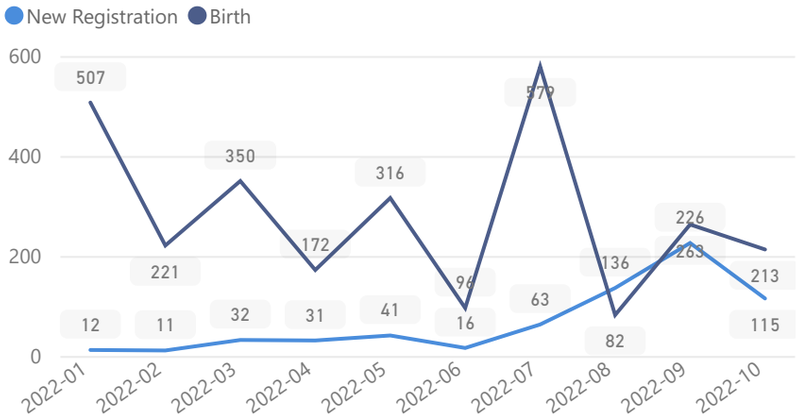

Zones

Level3	HHs	Individuals
Ranch 1	6,127	33,664
Ranch 37	5,423	30,711
Zone 6	8	20
Zone V	3	15
Zone Vii	5	15
Zone 8	3	11
Zone Ii	3	7
Zone 1	1	4
Rubaga Division	2	3
Zone Iv	2	3
Makindye Division	1	1
Zone 4	1	1
Zone 9	1	1

Country of Origin	Total
South Sudan	63,712
Democratic Republic of the Congo	286
Sudan	209
Kenya	178

Occupation - Top 5

16.4 % Have occupation

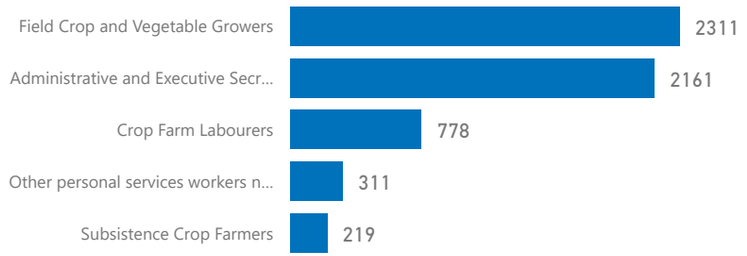

* Age is between 18 - 59 years for Occupation

Age & Gender Breakdown

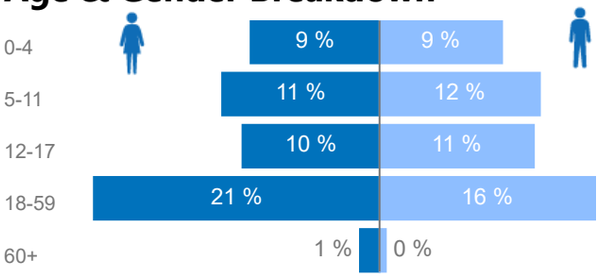

Specific Needs - Top 7

8,701 5,482

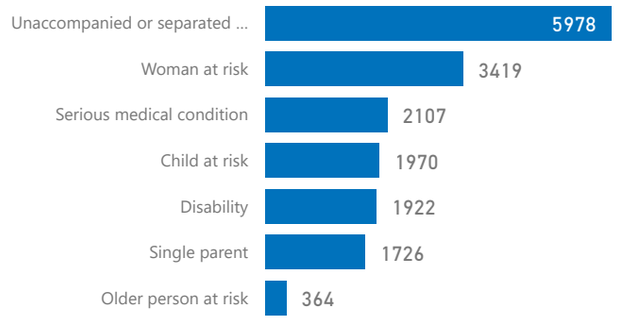

Assistance Status

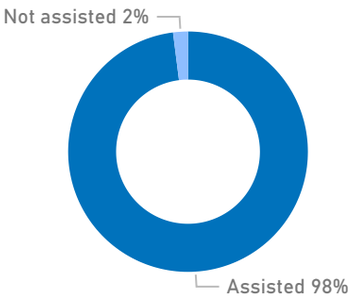

UGANDA- REFUGEE STATISTICS OCTOBER 2022

Kyaka Ii

Total Population	Total Refugees
118,169	116,842
Total Households	Total Asylum-Seekers
32,229	1,327

Women and Children
81 %
95,139

Female
51 %
60,514

Elderly
2 %
2,917

Youth 15-24
20 %
23,074

New Registration by Month

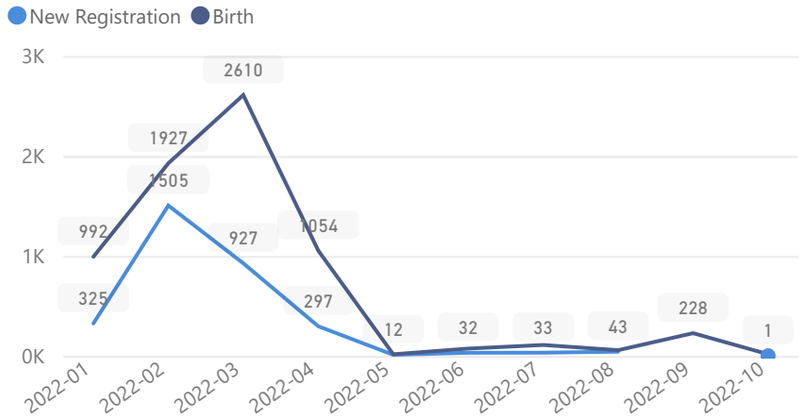

Zones

Level3	HHs	Individuals
Bwiriza	5,751	20,221
Byabakora	5,260	20,029
Sweswe	5,495	19,595
Itambabiniga	4,548	16,074
Mukondo	4,081	15,635
Kakoni	2,109	7,560
Buliti	1,901	6,836
Kaborogota	1,761	6,204
Bukere	1,255	5,819
Makindye Division	22	62

Country of Origin	Total
Democratic Republic of the Congo	111,689
Rwanda	3,174
Burundi	3,168
South Sudan	84
Congo, Republic of the	13
Kenya	13

Occupation - Top 5

23.6 % Have occupation

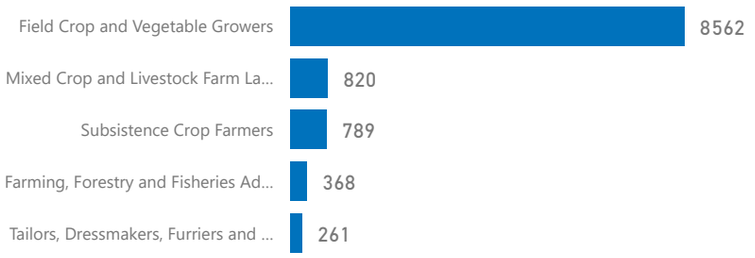

* Age is between 18 - 59 years for Occupation

Age & Gender Breakdown

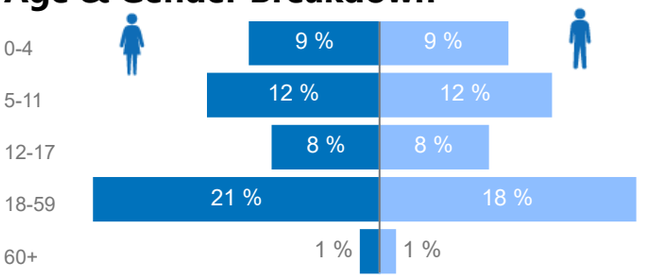

Specific Needs - Top 7

23,032 13K

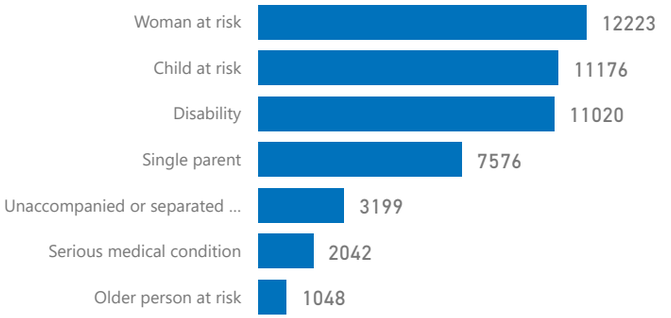

Assistance Status

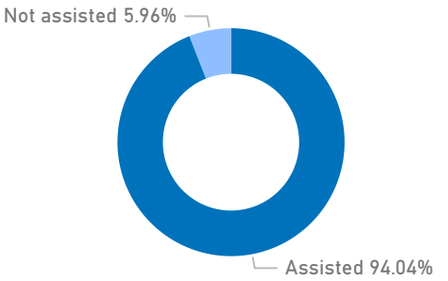

UGANDA- REFUGEE STATISTICS OCTOBER 2022

Kyangwali

Total Population	Total Refugees
127,269	127,199
Total Households	Total Asylum-Seekers
38,053	70

Women and Children
83 %
105,563

Female
53 %
67,579

Elderly
3 %
4,091

Youth 15-24
18 %
22,730

New Registration by Month

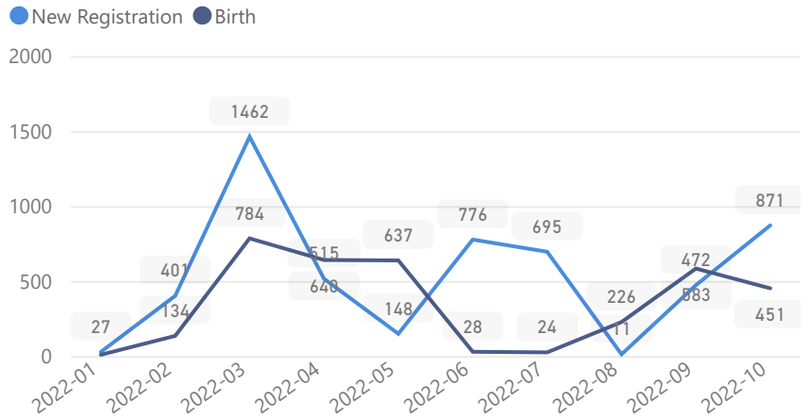

Zones

Level3	HHs	Individuals
Kyebitaka	2,625	10,632
Kagoma	2,310	7,657
Mombasa	2,015	7,189
KARUHINDA	2,204	6,708
WAIBUGA	2,127	6,621
Nyampindu	2,028	5,883
MALUMBA	1,895	5,795
NYABITETE	1,771	5,570
BUYANJA	1,784	5,497
Mukarange	1,505	5,227

Country of Origin	Total
Democratic Republic of the Congo	123,114
South Sudan	3,433
Rwanda	585
Burundi	120
Kenya	11
Sudan	3

Occupation - Top 5

41.7 % Have occupation

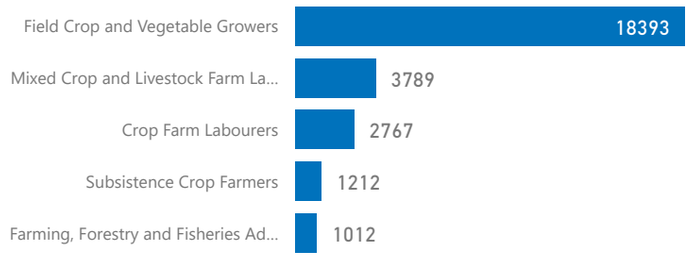

* Age is between 18 - 59 years for Occupation

Age & Gender Breakdown

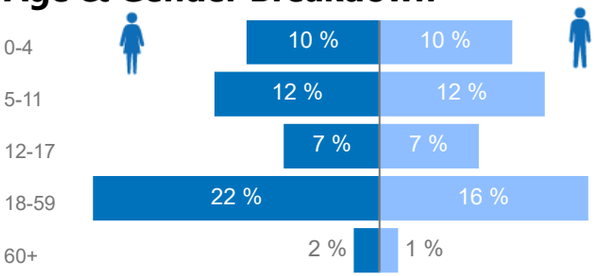

Specific Needs - Top 7

24,750 10K

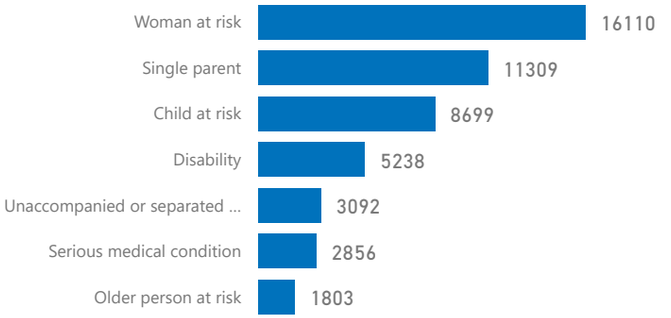

Assistance Status

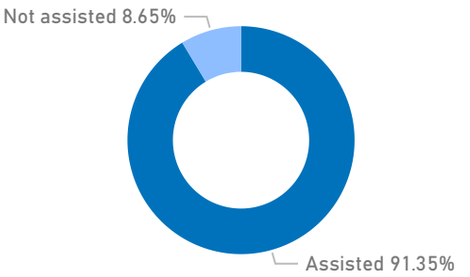

UGANDA- REFUGEE STATISTICS OCTOBER 2022

Lobule

Total Population	Total Refugees
5,934	5,934
Total Households	Total Asylum-Seekers
956	0

Women and Children
85 %
5,053

Female
53 %
3,129

Elderly
3 %
170

Youth 15-24
27 %
1,607

Zones

Level3	HHs	Individuals
Zone B	490	3,112
Zone A	466	2,822

Country of Origin	Total
Democratic Republic of the Congo	5,930
South Sudan	3
Somalia	1

Age & Gender Breakdown

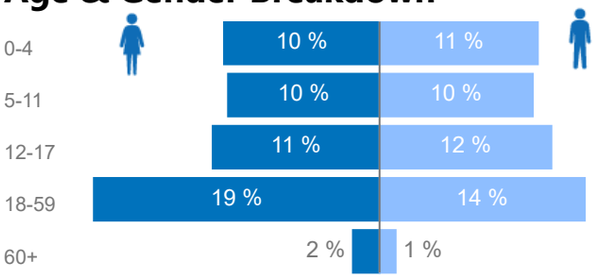

Specific Needs
- Top 7

1,045 621

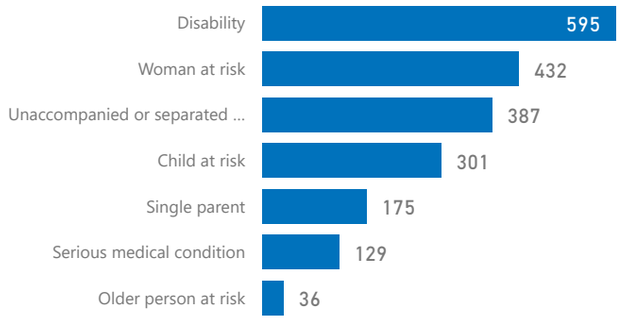

New Registration by Month

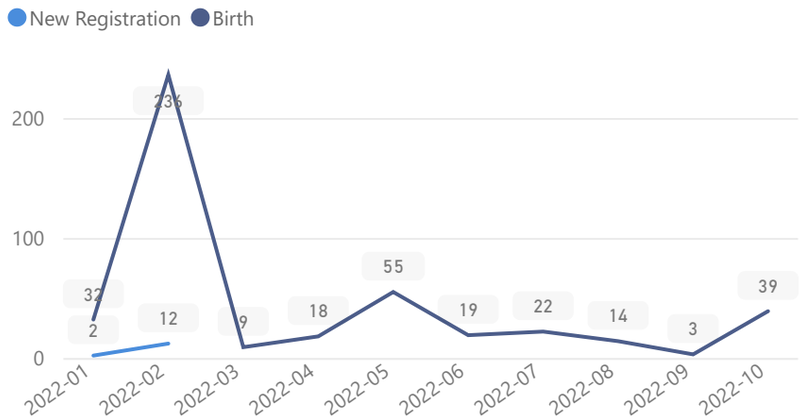

Occupation- Top 5

38.8 % Have occupation

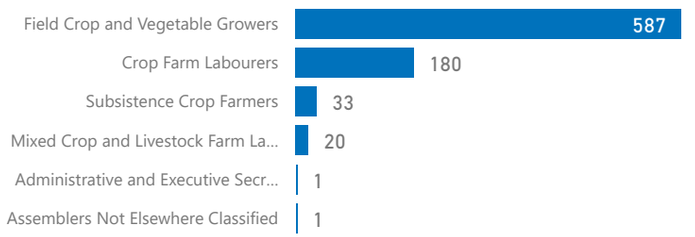

* Age is between 18 - 59 years for Occupation

Assistance Status

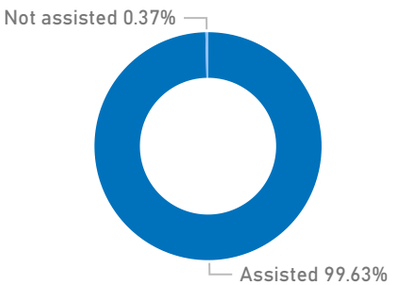

UGANDA- REFUGEE STATISTICS OCTOBER 2022

Nakivale

Total Population	Total Refugees
156,748	154,249
Total Households	**Total Asylum-Seekers**
45,076	2,499

Women and Children
77 %
121,330

Female
50 %
78,780

Elderly
3 %
3,962

Youth 15-24
22 %
34,766

New Registration by Month

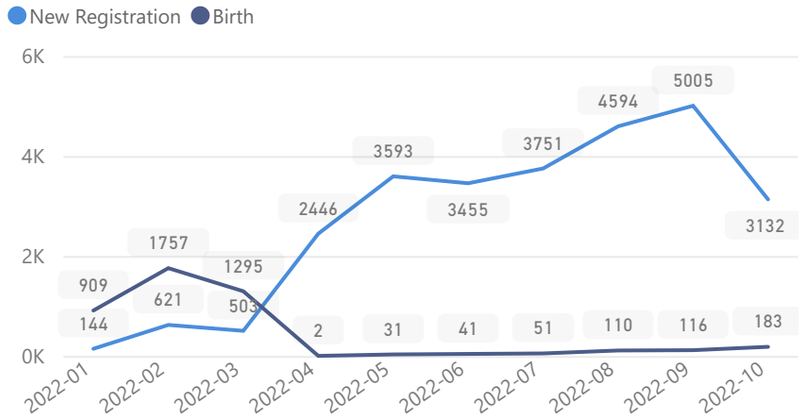

Zones

Level3	HHs	Individuals
Base Camp	17,620	66,689
Rubondo	21,672	66,369
Juru	5,428	22,910
Kampala Central	67	177
Makindye Division	54	143
Nakivale Reception Center	29	55
Rubaga Division	27	36
Rutshuru	4	21
Nakivale	3	12
Kifunjo	2	5
Sweswe	1	5
Fizi	1	2
Kaihora	1	2
Nakawa	1	2

Country of Origin	Total
Democratic Republic of the Congo	98,216
Burundi	29,790
Rwanda	14,668
Somalia	12,024

Occupation - Top 5

27.2 % Have occupation

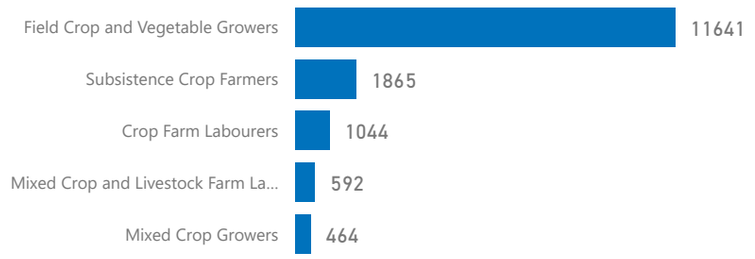

* Age is between 18 - 59 years for Occupation

Age & Gender Breakdown

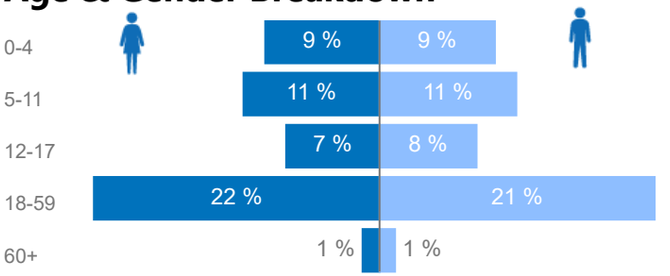

Specific Needs - Top 7

23,841 13K

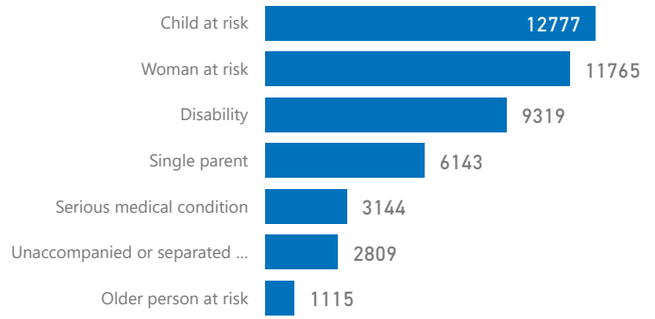

Assistance Status

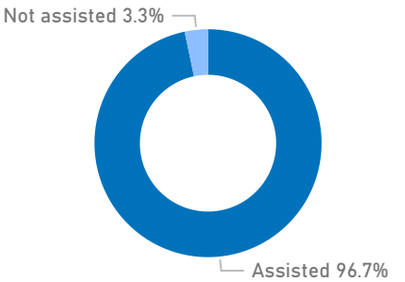

Source: Statistics - OPM (ProGres version 4)

Feedback: ugakareg@unhcr.org

Creation date: 09-November-2022

UGANDA- REFUGEE STATISTICS OCTOBER 2022

Oruchinga

Total Population	Total Refugees
7,850	7,848
Total Households	Total Asylum-Seekers
1,778	2

Women and Children
80 %
6,301

Female
51 %
4,036

Elderly
3 %
247

Youth 15-24
21 %
1,665

Zones

Level3	HHs	Individuals
Kifunjo	552	2,312
Michinga	454	2,054
Busheka	442	1,966
Rurongo	190	933
Kazinga	135	559
Rubondo	2	16
Isingiro	1	6
Oruchinga	2	4

Age & Gender Breakdown

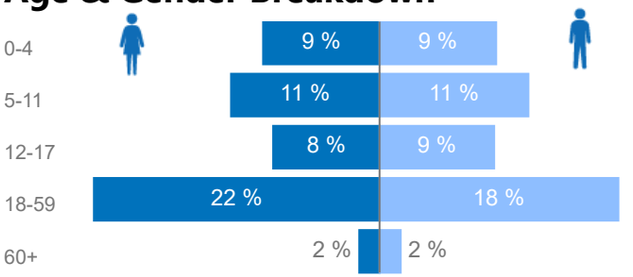

Specific Needs
- Top 7

1,750 1,088

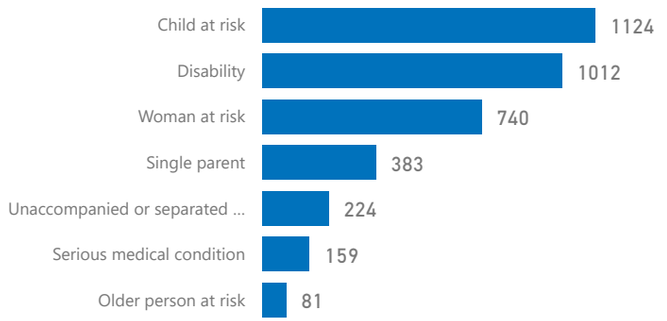

Country of Origin	Total
Democratic Republic of the Congo	4,063
Rwanda	2,008
Burundi	1,713
South Sudan	65
Sudan	1

New Registration by Month

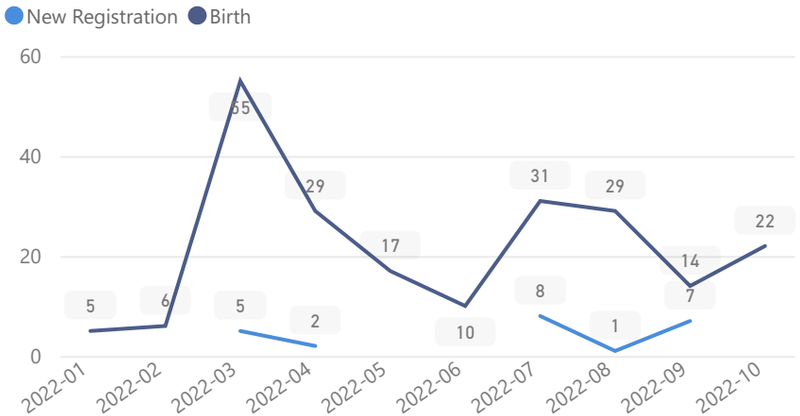

Occupation- Top 5

39.1 % Have occupation

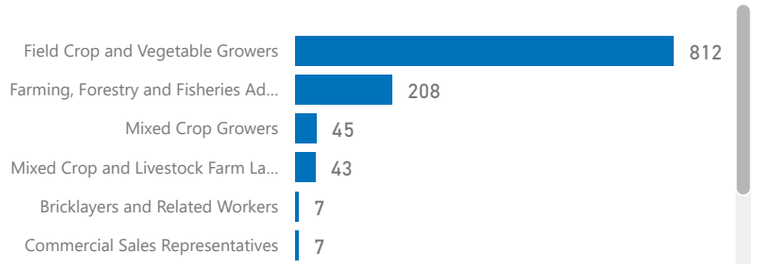

* Age is between 18 - 59 years for Occupation

Assistance Status

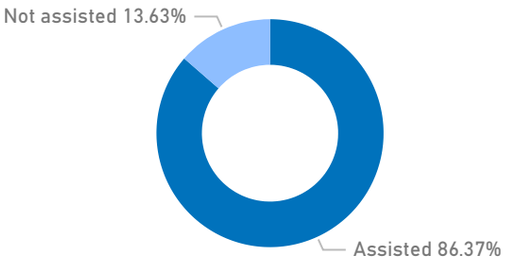

UGANDA- REFUGEE STATISTICS OCTOBER 2022

Palabek

Total Population	Total Refugees
60,231	60,230
Total Households	Total Asylum-Seekers
13,685	1

Women and Children
87 %
52,576

Female
51 %
30,716

Elderly
2 %
1,078

Youth 15-24
22 %
13,158

Zones

Level3	HHs	Individuals
Zone 6	2,888	13,814
Zone 5B	2,532	10,810
Zone 7	1,617	7,347
Zone 4	1,671	6,924
Zone 5A	1,280	6,597
Zone 8	930	4,035
Zone 2	996	3,507
Zone 1	823	2,985
Zone 3	566	2,283
Zone 9	319	1,757

Country of Origin	Total
South Sudan	59,966
Sudan	216
Democratic Republic of the Congo	49

Age & Gender Breakdown

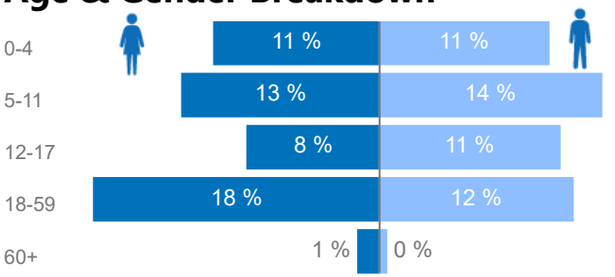

Specific Needs
- Top 7

1,898 1,081

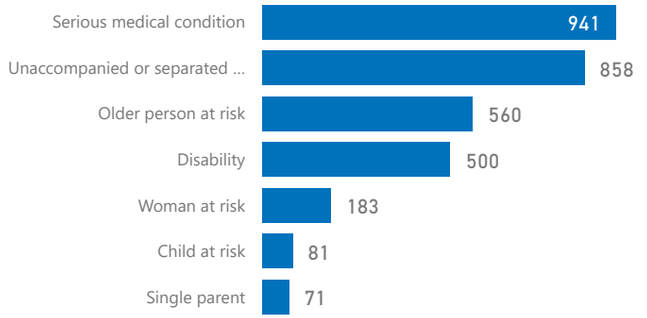

New Registration by Month

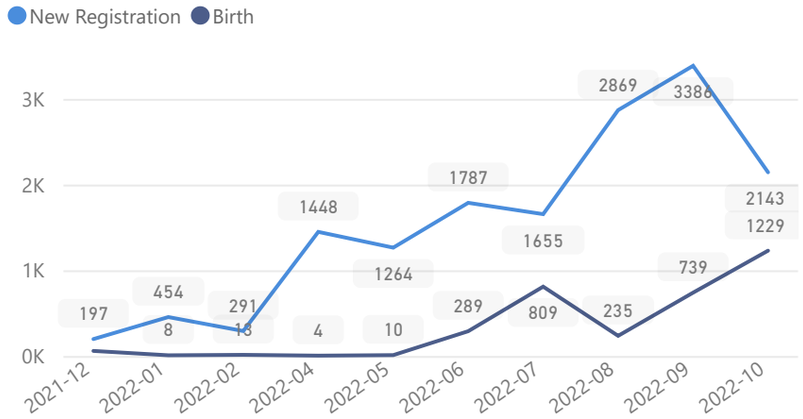

Occupation
- Top 5

24.0 % Have occupation

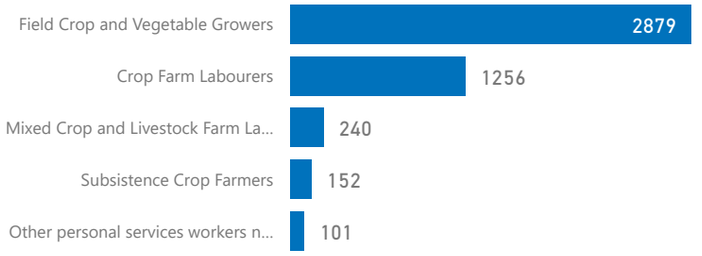

* Age is between 18 - 59 years for Occupation

Assistance Status

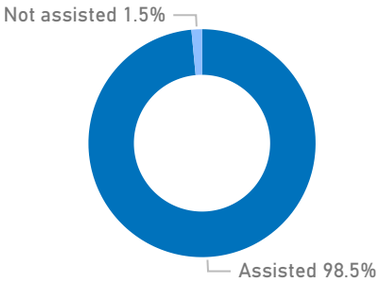

UGANDA- REFUGEE STATISTICS OCTOBER 2022

Palorinya

Total Population	Total Refugees
120,432	120,418
Total Households	Total Asylum-Seekers
26,037	14

Women and Children
81 %
98,030

Female
53 %
63,872

Elderly
4 %
4,806

Youth 15-24
24 %
28,962

New Registration by Month

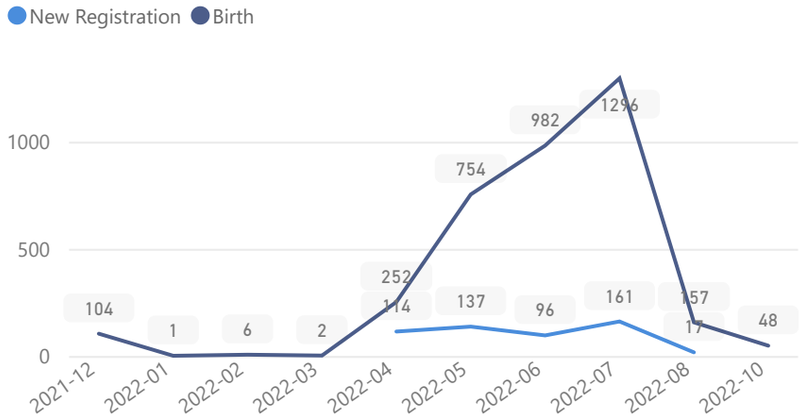

Zones

Level3	HHs	Individuals
Morobi	7,540	34,749
Dongo West	5,212	24,136
Chinyi	4,338	18,679
Basecamp Ibakwe	2,569	13,579
Dongo East	2,662	12,393
Belemaling	2,132	10,070
Budri	1,579	6,820
Zone 5	1	2
Zone 6	1	1
Zone Iv	1	1

Country of Origin	Total
South Sudan	120,360
Democratic Republic of the Congo	37
Sudan	34
Congo, Republic of the	1

Occupation - Top 5

16.6 % Have occupation

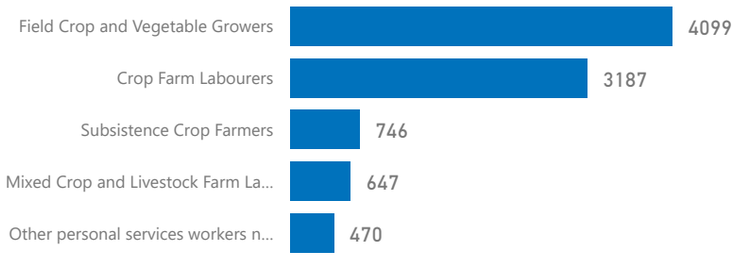

* Age is between 18 - 59 years for Occupation

Age & Gender Breakdown

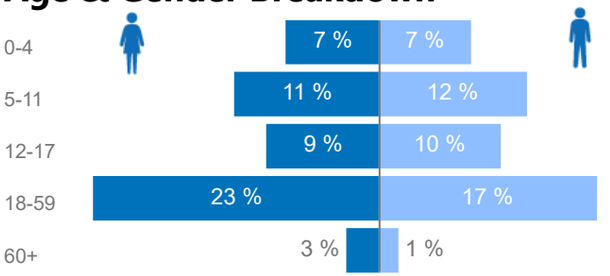

Specific Needs - Top 7

14,594 6,562

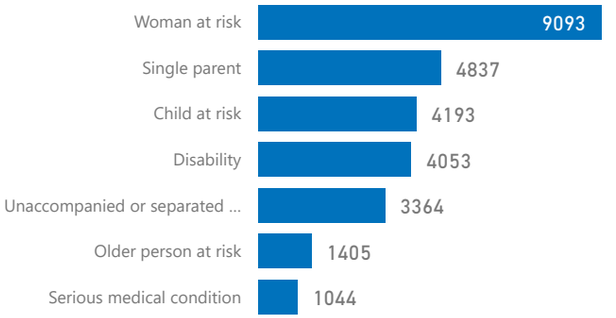

Assistance Status

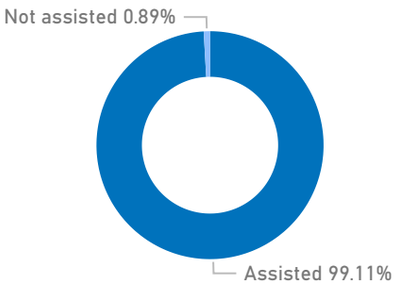

UGANDA- REFUGEE STATISTICS OCTOBER 2022

Rhino

Total Population	Total Refugees
123,803	123,799
Total Households	**Total Asylum-Seekers**
23,111	4

Women and Children
85 %
104,640

Female
51 %
63,479

Elderly
2 %
2,494

Youth 15-24
26 %
31,691

New Registration by Month

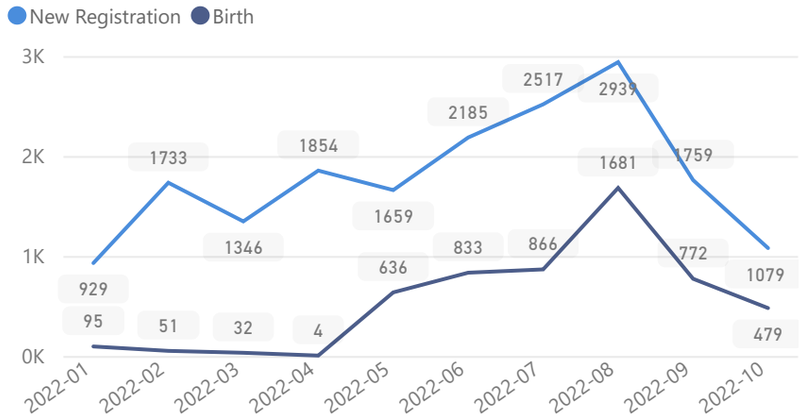

Zones

Level3	HHs	Individuals
Zone Vii	7,635	37,963
Zone Vi	4,912	24,789
Zone Ii	3,301	16,296
Zone I	2,328	14,742
Zone V	1,785	12,560
Zone Iii	1,788	9,234
Zone Iv	1,358	8,215

Country of Origin	Total
South Sudan	119,442
Democratic Republic of the Congo	3,657
Sudan	635
Rwanda	32
Burundi	9
Kenya	8

Occupation - Top 5

12.7 % Have occupation

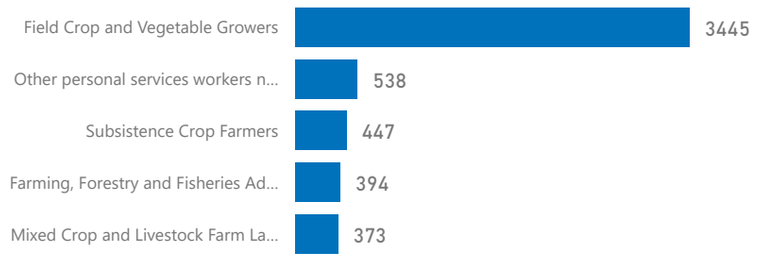

* Age is between 18 - 59 years for Occupation

Age & Gender Breakdown

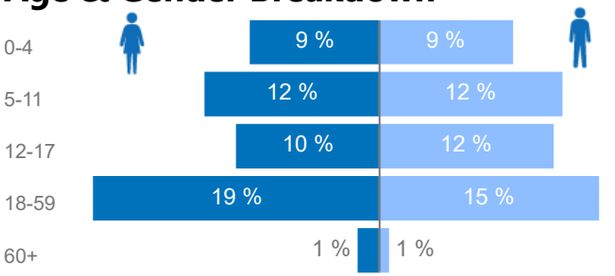

Specific Needs - Top 7

5,923 4,329

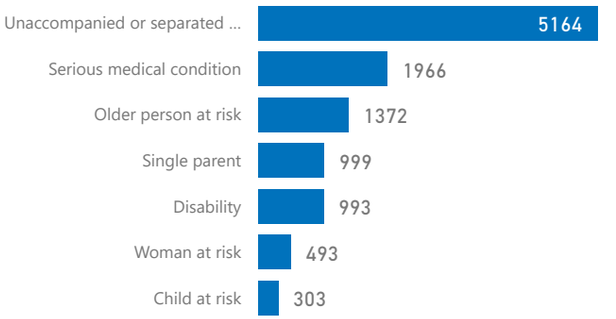

Assistance Status

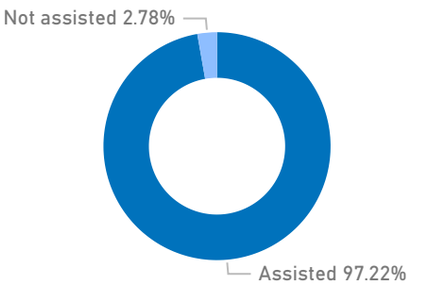

UGANDA- REFUGEE STATISTICS OCTOBER 2022

Rwamwanja

Total Population	Total Refugees
86,848	85,541
Total Households	Total Asylum-Seekers
20,467	1,307

Women and Children
83 %
71,695

Female
52 %
44,806

Elderly
2 %
2,142

Youth 15-24
17 %
15,120

New Registration by Month

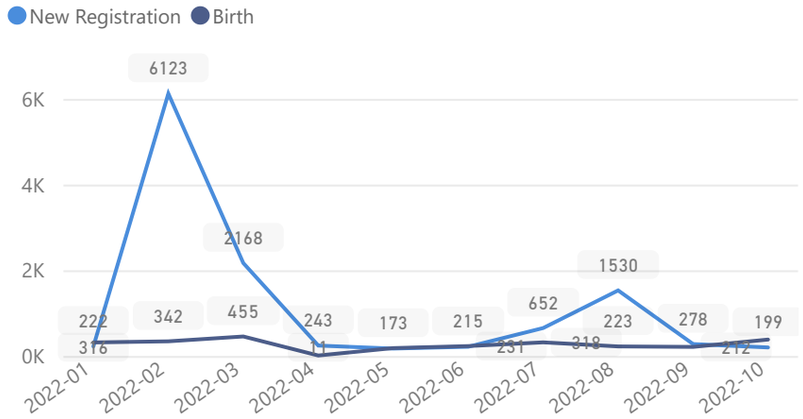

Zones

Level3	HHs	Individuals
Kyempango	8,093	31,099
Kaihora	2,243	10,987
Mahani	2,290	9,951
Nkoma	1,740	8,073
Base Camp	1,858	8,065
Ntenungi	1,751	8,053
Mahiga	925	3,974
Kikuura	566	2,561
Waijagahe	420	1,982
Buguta	324	1,505

Country of Origin	Total
Democratic Republic of the Congo	86,274
Rwanda	364
South Sudan	125
Burundi	59
Somalia	10
Kenya	7

Occupation - Top 5

53.5 % Have occupation

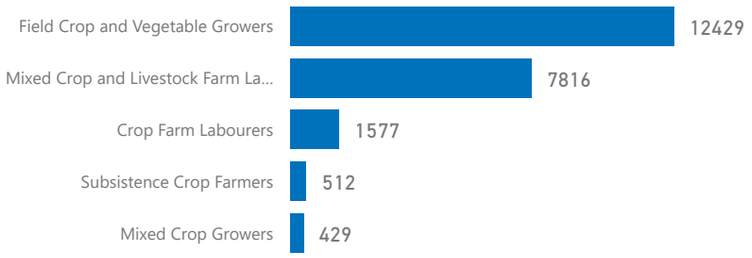

* Age is between 18 - 59 years for Occupation

Age & Gender Breakdown

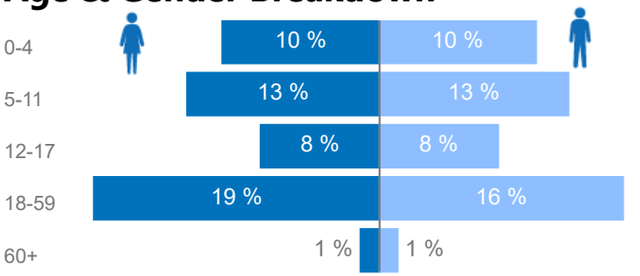

Specific Needs - Top 7

12,108 4,801

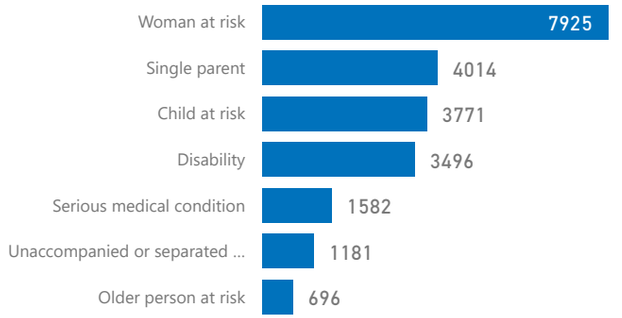
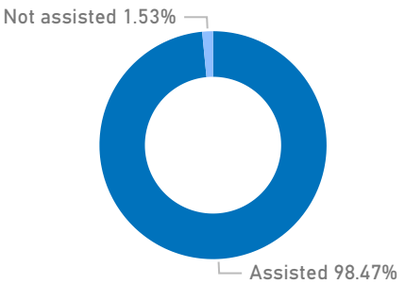
Assistance Status