Education Dashboard

Uganda Refugee Response Plan (RRP) 2022-2023

Term 2 2022

Overview

The Education Sector Strategy (RRP 2022-2023) is aligned to the aspirations of the Education Response Plan II (ERP II) and the National Development Plan III (NDP II). The ERP II aims to ensure that 690,540 children, adolescents, and youth from the refugee and host communities, have access to sustained quality and inclusive learning opportunities. Currently, the education sector is working on a multi-year resilience program framework, to leverage and align additional funding to the sector. For this quarterly reporting, data is derived from the zero year of the ERP II implementation to which partners are contributing.

Achievements

- General increase in GER for Primary from 79% to 86% and Secondary from 7% to 10%

Challenges

- Access to data from non settlement schools.

Priorities

- Digitalization of school level data collection
- Training of headteachers and data focal teachers on digital data collection and EMIS data entry
- Review of education data collection tools
- Partner coordination

Key indicators

51%
Total Gross Enrollment

387,531
Refugee Gross Enrolment in ECD, Primary and Secondary

113,390
Nationals Gross Enrolment in ECD, Primary and Secondary

ECD

39%
ECD - Gross Enrollment

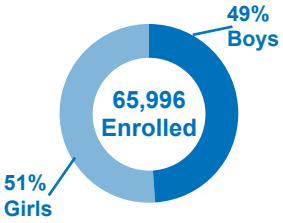

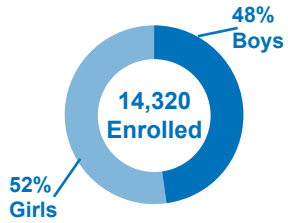

PRIMARY

86%
Primary - Gross Enrollment

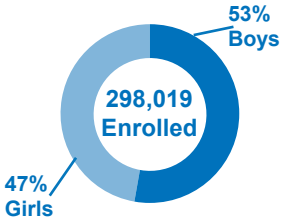

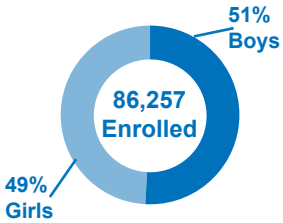

SECONDARY

10%
Primary - Gross Enrollment

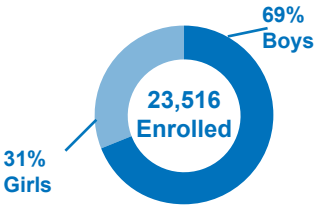

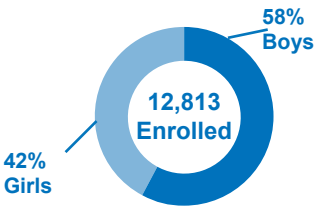

Source: ERP Term 2 2022 Gap data

13,159 Learners with Disability Enrolled

OUTCOME 1: Improved Continued, Safe and Equitable Access and Retention to Inclusive Learning and Skills Training Opportunities

Indicator	*Actual*	*Target/Standard ('22)*	*Actual* ■ *against annual target* ■ *or standard* ■
Children enrolled in Pre-primary school (GER)			
- Congolese refugees	41%	46%	41% / 5%
- South Sudanese refugees	37%	56%	37% / 19%
- Other refugees	39%	38%	39%
Children enrolled in Primary School (GER)			
- Congolese refugees	85%	97%	85% / 12%
- South Sudanese refugees	88%	90%	88% / 2%
- Other refugees	95%	100%	95% / 5%

Achievements data: ActivityInfo and other submissions by partners **Author:** UNHCR Representation in Uganda **Feedback:** ugakaimug@unhcr.org **For more info:** www.ugandarefugees.org

Sector contacts: Joseph Kajumba (MoES) jbkajumba@yahoo.com; Vick Ikobwa (UNHCR) ikobwa@unhcr.org; Shakirah Luwedde (FCA) shakirah.Luwedde@kirkonulkomaanapu.fi

Published: November 2022

26 Partners

Funding

$80M Total Required

$24M Received (30%) | **$56M** Gap (70%)

Indicator	*Actual*	*Target/Standard ('22)*	*Actual* ■ *against annual target* ■ *or standard* ■
Children enrolled in Secondary school (GER)			
- Congolese refugees	5%	12%	5% 7%
- South Sudanese refugees	12%	22%	12% 10%
- Other refugees	3%	16%	3% 13%

490
Refugees accessing Scholarships for higher Education

Number of Learners with disability enrolled

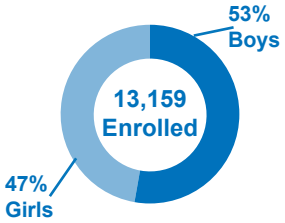

4%
Learners with disability supported with assistive devices

OUTCOME 2: Improved delivery of quality Education and skills training

Indicator	*Actual*	*Target/Standard ('22)*	*Actual* ■ *against annual target* ■ *or standard* ■
Pupil Teacher Ratio (PTR)			
- Pre-Primary	79	55	
- Primary	73	66	
Pupils Classroom Ratio (PCR)			
- Pre-Primary	186	120	
- Primary	131	132	
- Secondary	71	85	
Pupil Stance Ratio(PSR)			
- Pre-Primary	57	49	
- Primary	63	58	
- Secondary	35	34	
Pupil Textbook Ratio			
- Primary	5	5	
- Secondary	4	5	

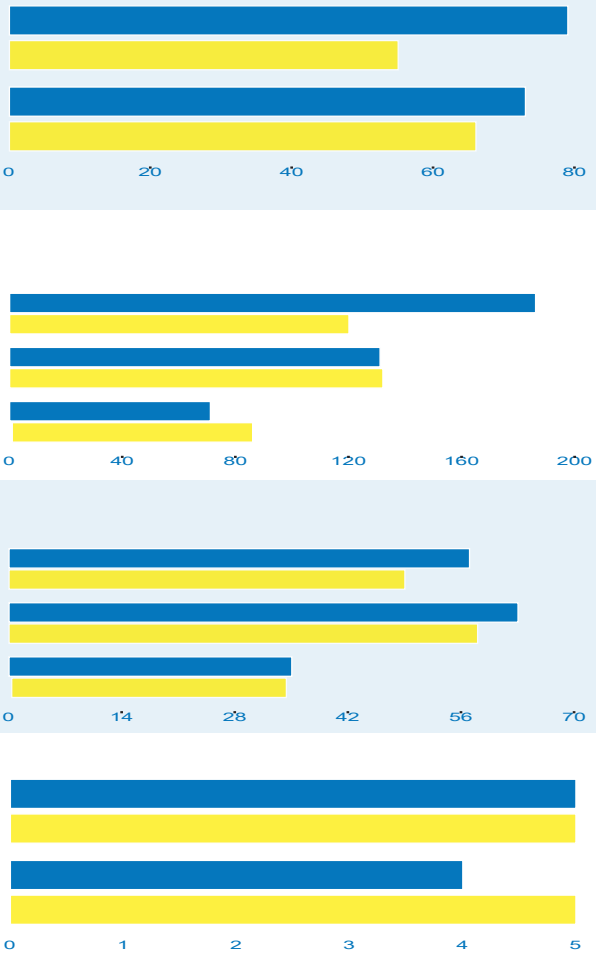

2,001 Teacher gap in Primary School

64,313 Gap in desks in Primary Schools

2,442 Gap in Latrine Stances in Primary

2,308 Gap in classrooms in Primary

OUTCOME 3: Strengthen systems for effective and resilient service delivery

82%
Pre-Primary schools have functional School Management structures

91%
Primary schools have functional School Management structures

94%
Pre-Primary schools have functional School Management structures

Partners

Association of Volunteers in International Service (AVSI)
African Women Rising (AWR)
African Women and Youth Action for Development (AWYAD)
Ayuda en Acción (AyudaEA)
Caritas Uganda (Caritas)
Cohere Charity Limited (COHERE)
Catholic Relief Services (CRS)
Finn Church Aid (FCA)
International Federation of Women Lawyers (FIDA/FMU)
Humanity & Inclusion (HI)
International Rescue Committee (IRC)
Joint Aid Management (JAM)
Jesuit Refugee Service (JRS)
Malteser International (Malteser)
Promoters of Agriculture and Market Linkages (PALM Corps)
Plan International (Plan)
Save the Children International (SCI)
The Walking School Bus (TWSB)
StreetChild
United Nations Population Fund (UNFPA)
United Nations Refugee Agency (UNHCR)
United Nations Children's Fund (UNICEF)
War Child Holland (WCH)
Windle International Uganda (WIU)
World Vision International (WVI)
ZOA International (ZOA)

Operational Presence

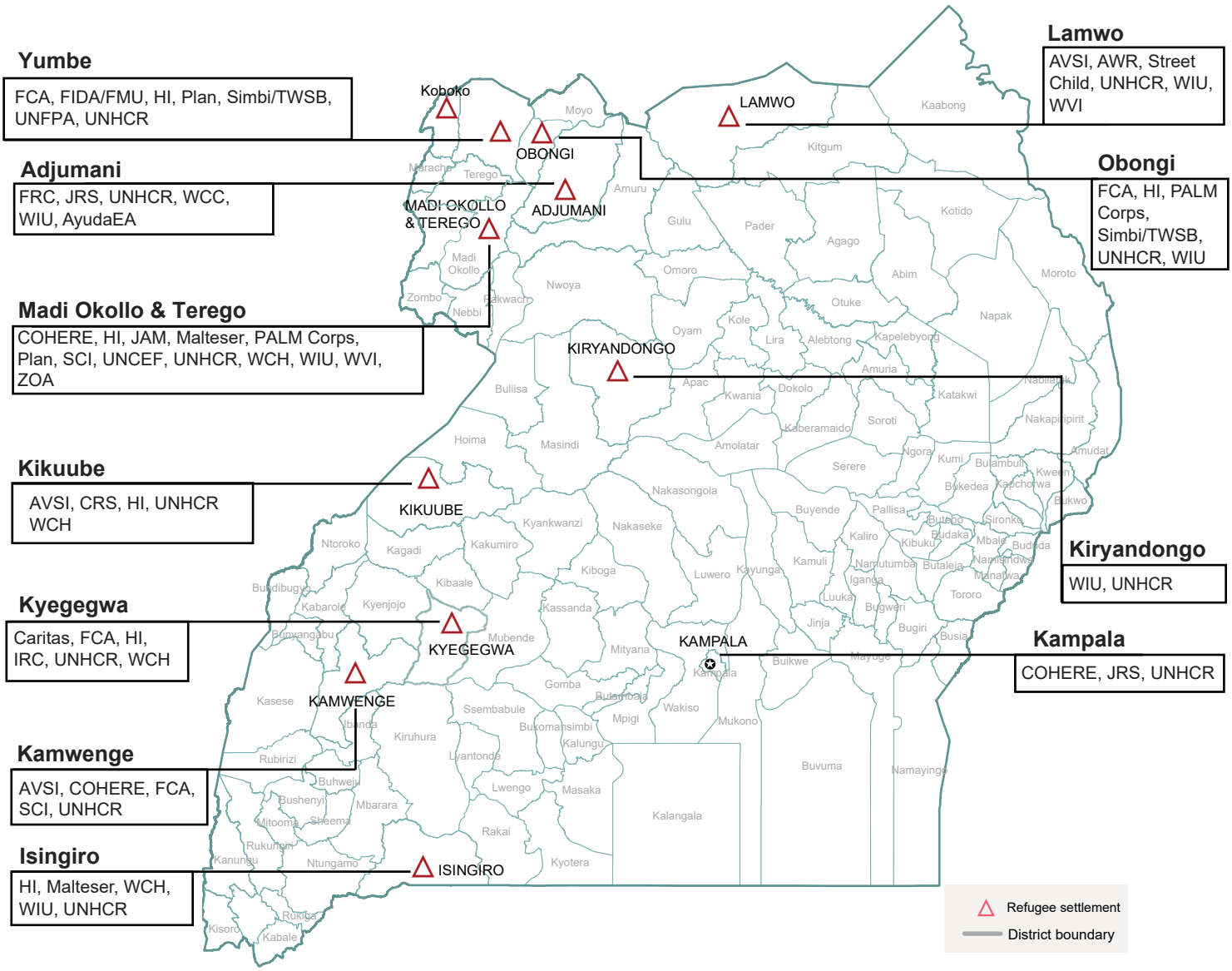

The boundaries, names and designations shown on this map do not imply official endorsement or acceptance by the United Nations