

Population
Refugees and asylum-seekers



Individuals: **125,786**

Households: **37,691**

Settlement

Kyangwali

Target year

2022

UCRRP Partners 20



GOVT **02**



UN Agencies **03**



NNGOs **06**



INGOs **11**

Sector	Indicator	Actual	Target
--------	-----------	--------	--------

Education



% children enrolled in Primary **98** / 75

Teacher Pupil ratio (1:65) **76** / 65
National standard 1:53

Health & Nutrition



Under 5 mortality rate **0.17** / 0.1
Standard: < 1.5

Severe acute malnutrition recovery rate **89** / 75
Standard: > 75%

WASH



of litres per person per day **13** / 16
Standard: 20l/p/d

% household latrine coverage **76** / 75
85% sanitation coverage

Energy & Environment



of hectares woodlots/plantations maintained **800**

of HH supported with clean and/or energy efficient technologies for cooking **2,509** / 6,000

Food Security



of refugees and asylum seekers receiving food assistance disaggregated by modality (Cash + In-kind) **3,825** / 120,834 / 127,349

● In-kind ● Cash ● Target

Quantity of food provided (Metric Tonnes) **121** / 1,259


Livelihoods & Resilience



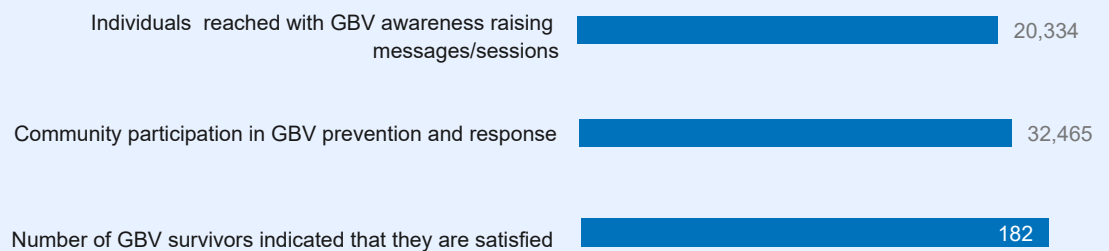
% of PoCs with access to arable land **59**

Sector	Indicator	Actual	Target
--------	-----------	--------	--------

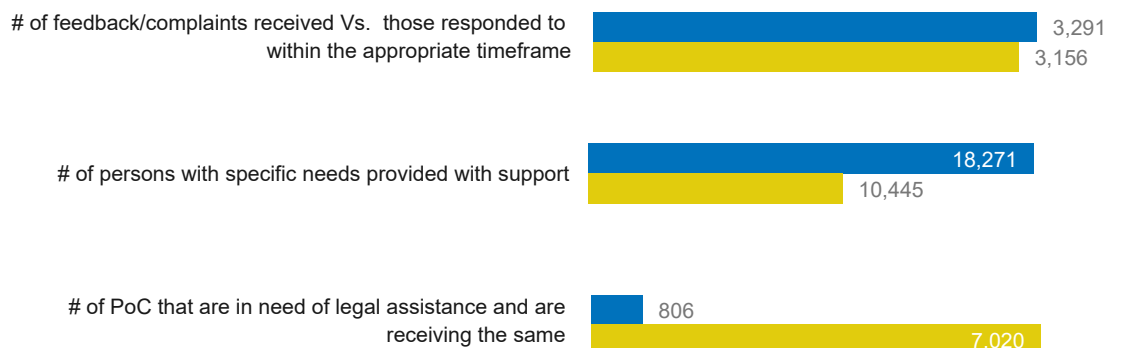
Child Protection



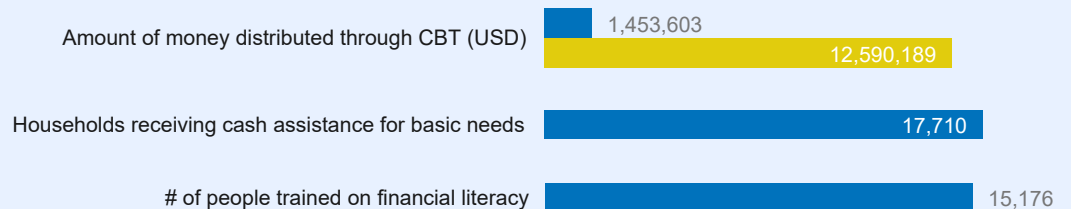
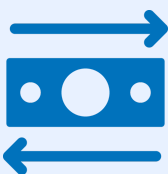
GBV



Protection



CBI Modality



List of Partners who reported as of Q3 2022, UN Agencies and Government

National NGOs

Nsamizi and TPO

International NGOs

ACF, Alight, AVSI, CARE, Caritas, CORDAID, CRS, FRC, HI, IAS, LWF, MTI, Oxfam, SCI and WCH

UN Agencies

UNFPA, UNHCR, UNICEF and WFP

Government

OPM, Kikuube DLG