UNHCR
The UN Refugee Agency

REGIONAL BUREAU FOR EAST, HORN OF AFRICA AND THE GREAT LAKES

Refugees and asylum-seekers by country of asylum

as of 31 October 2022

4.91 MILLION

REFUGEES AND ASYLUM-SEEKERS

KEY STATISTICS

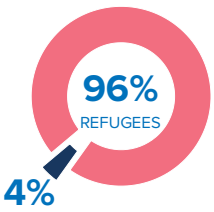

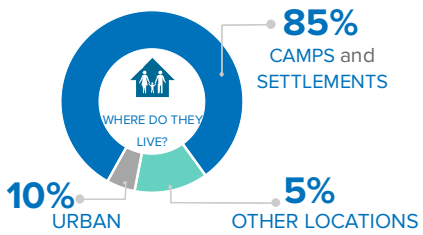

28% BOYS BELOW 18 YRS

27% GIRLS BELOW 18 YRS

20% MEN 18-59 YRS

22% WOMEN 18-59 YRS

1% MEN 60+ YRS

2% WOMEN 60+ YRS

TOTALS BY COUNTRY OF ORIGIN



ANNUAL TREND OF DISPLACEMENT

| 2012 to 2022 | (in millions)

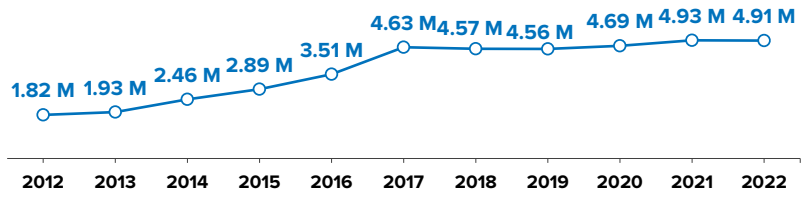

TOTALS BY HOST COUNTRY

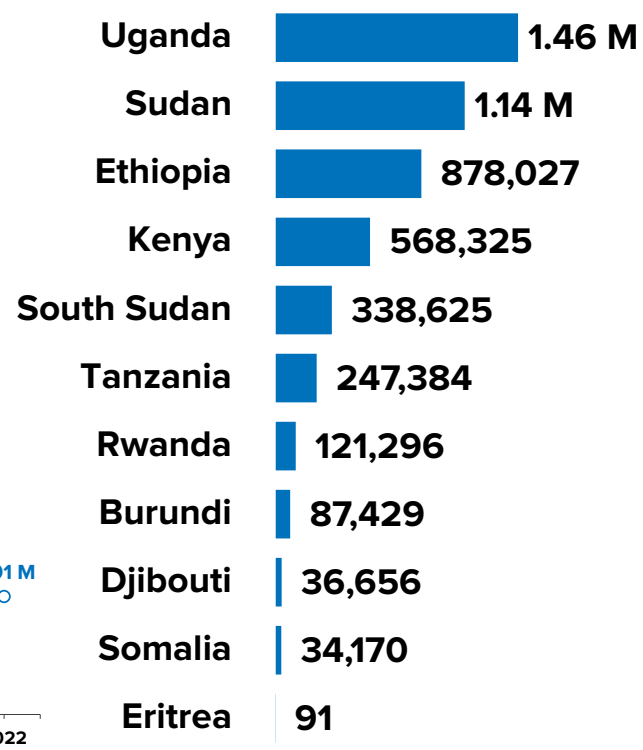

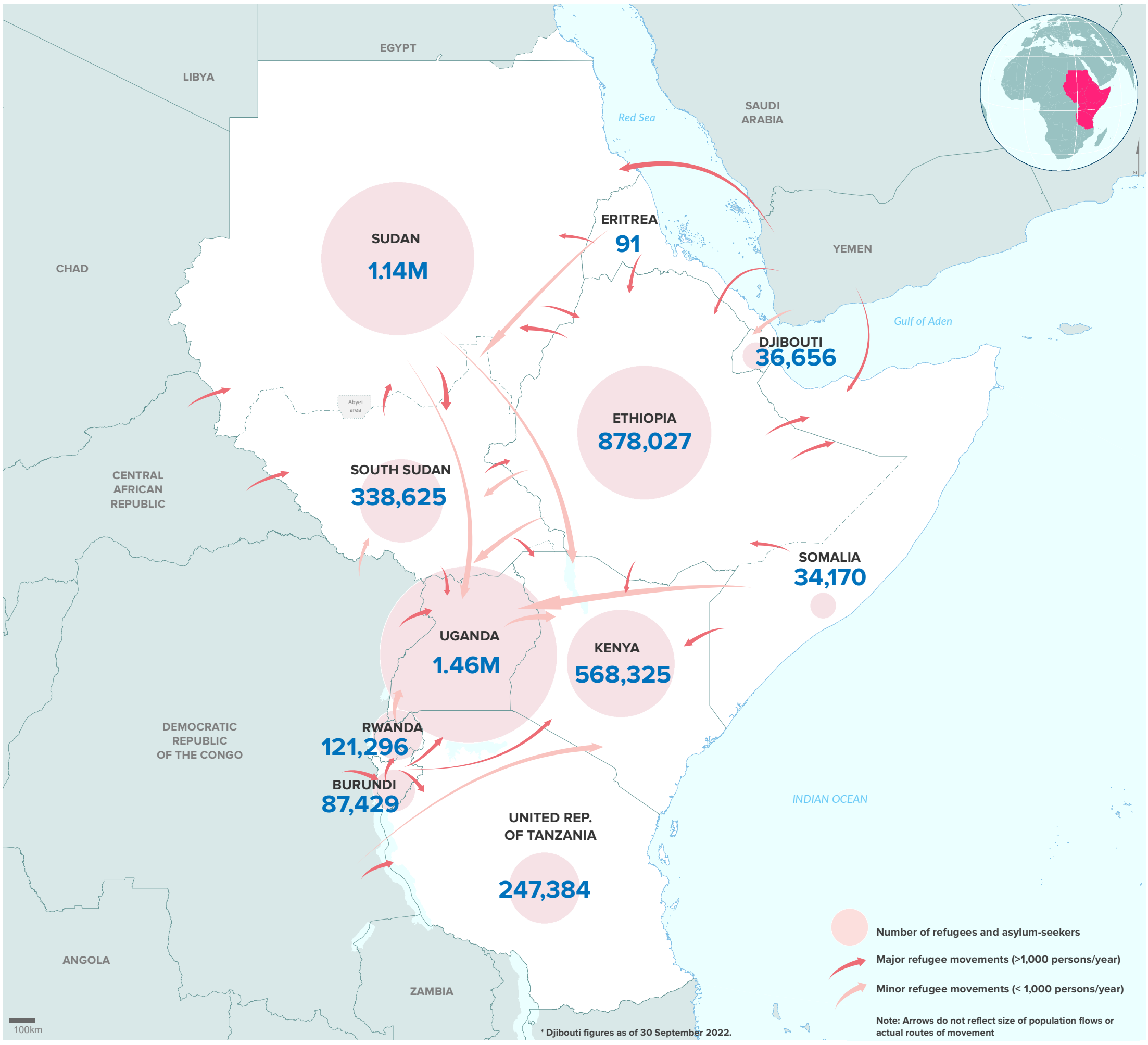

* Djibouti figures as of 30 September 2022.

The boundaries and names shown and the designations used on this map do not imply official endorsement or acceptance by the United Nations. Final boundaries between the Republic of Sudan and the Republic of South Sudan and Somalia and Ethiopia has not yet been determined. Final status of the Abyei area is not yet determined.

Creation date: 21 Nov 2022 **Sources:** Geographic data: UNCS. Population statistics: UNHCR Monthly Statistical Reports 31 October 2022 or latest available. Statistics should be considered provisional and subject to change.

Author: UNHCR Regional Bureau for East, Horn of Africa and the Great Lakes **Feedback:** DIMAEHAGL@unhcr.org