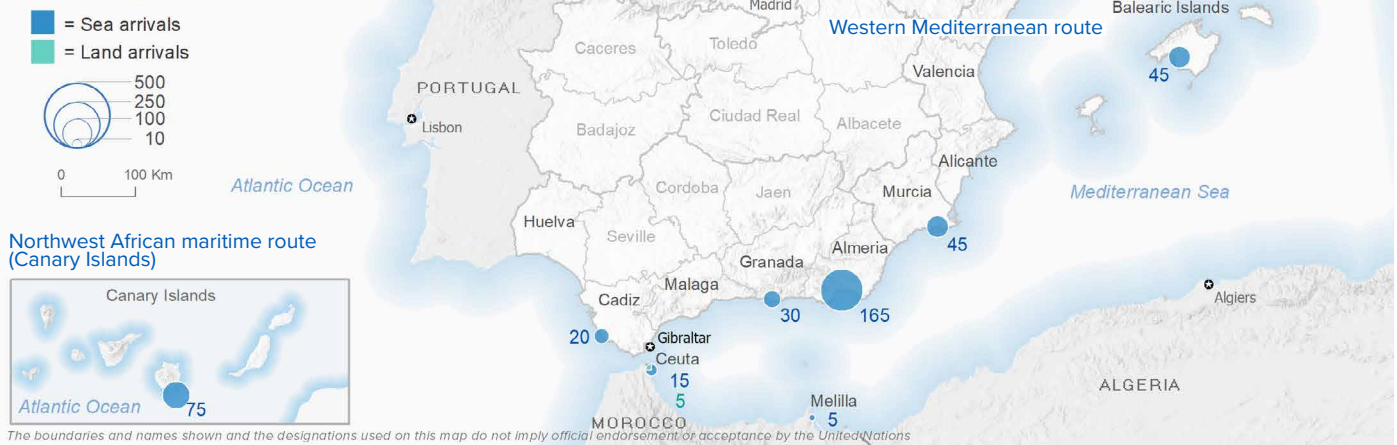


SPAIN Weekly snapshot - Week 51 (19 - 25 Dec 2022)

The charts below are based on figures from the Ministry of Interior and UNHCR estimates. All figures are provisional and subject to change

Refugees & migrants: sea and land arrivals in week 51¹



Arrivals in Spain

30,962
 Arrivals as of 25 Dec 2022² **-27%**
 Dif. 2021

29,097
 Sea Arrivals²
 Dif. 2021: -29%

1,865
 Land Arrivals²
 Dif. 2021: +55%

401
 Arrivals Week 51¹
 Dif. last week: +255%
 Dif. 2021: -57%

Western Mediterranean

15,345
 Arrivals as of 25 Dec 2022² **-23%**
 Dif. 2021

13,480
 Sea Arrivals²
 Dif. 2021: -28%

1,865
 Land Arrivals²
 Dif. 2021: +55%

324
 Arrivals Week 51¹
 Dif. last week: +315%
 Dif. 2021: -8%

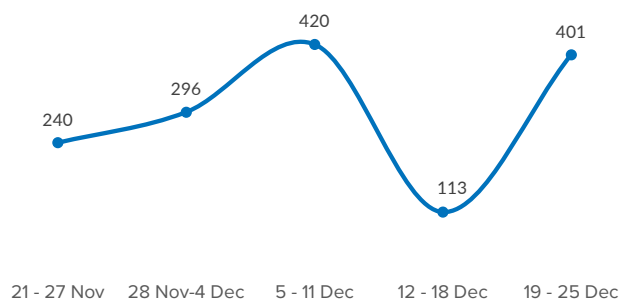
Northwest African maritime (Canary Islands)

15,617
 Arrivals as of 25 Dec 2022² **-31%**
 Dif. 2021

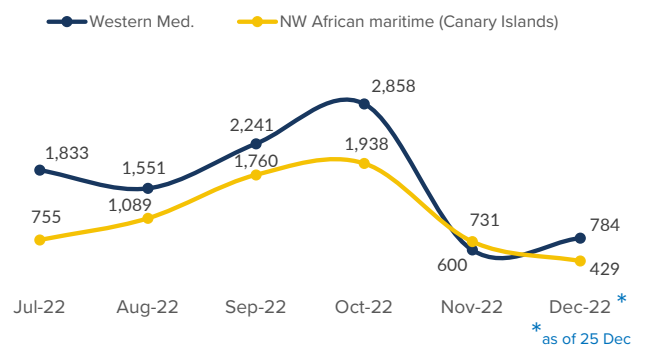
15,617
 Sea Arrivals²
 Dif. 2021: -31%

77
 Arrivals Week 51¹
 Dif. last week: +120%
 Dif. 2021: -87%

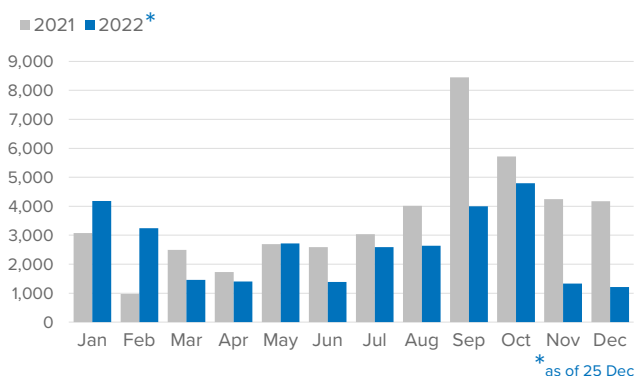
Arrivals in Spain during the last five weeks¹



Arrivals in Spain by route during the last six months²



Arrivals in Spain per month²



Arrivals in Spain per year²

