CHERNIVETSKA OBLAST
COLLECTIVE CENTRE ASSESSMENT

Summary of IOM's CCCM Collective Centre Assessment, as of 15th December 2022

IOM UN MIGRATION

ASSESSED COLLECTIVE CENTRES IN CHERNIVETSKA OBLAST

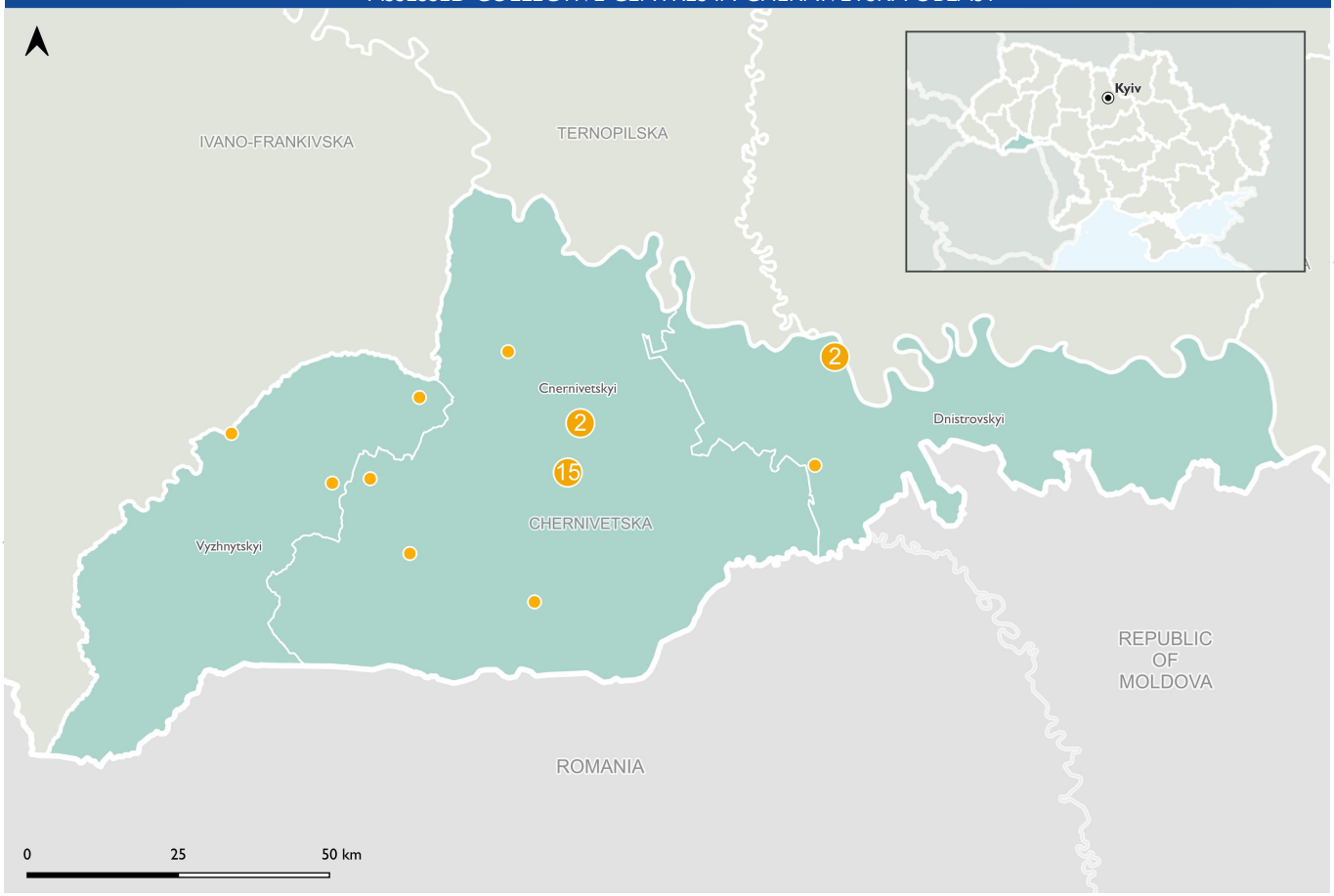

OVERVIEW

Between 20 October 2022 to 08 November 2022, IOM CCCM teams, in collaboration with Oblast authorities and local civil society organizations, conducted a CCCM Collective Centre assessment across all Chernivetska Oblast. Data was collected at the site-level at the request of the Chernivetska Oblast administrations and implemented through key-informant interviews with site managers/ focal points as well as conducting observational assessments. All figures and narrative in this factsheet cover collective centres hosting (or capable of hosting) 30 people or more and are indicative of the situation in the sites at the time of collection.

COLLECTIVE CENTRE TYPES

A total of 30 sites were assessed. 28 sites were hosting IDPs at the time of assessment, with 2 centres empty but ready to host. 67% of collective centres assessed were dormitories, 6% schools, with the remainder a mix of different types. 5 different Oblasts were reported as the Oblast of Origin for the majority of IDPs in the centres. The top 3 Oblasts of origin majorities were: Donetska: (22), Luhanska: (3) and Mykolaivska: (2).

KEY FIGURES

1,892 individuals hosted in collective centres

2,632 total hosting capacity

67% of collective centres are dormitories

97% of sites - majority of IDPs have no plan to transit to other locations

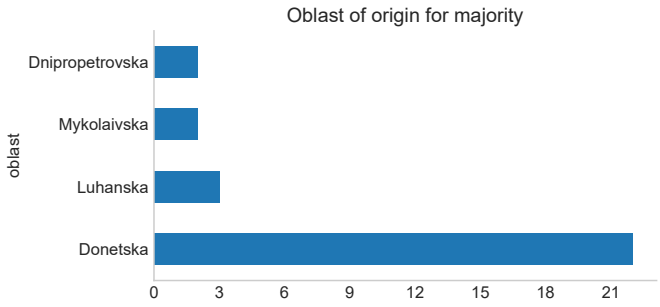

MOST URGENT NEEDS

The most urgent needs, as identified by site managers were:

1.	Generators
2.	Site repairs
3.	Beds, mattresses and blankets
4.	Support with utility payments
5.	Shower and toilet renovation

VULNERABILITIES

97% of sites reported the presence of at least one vulnerable group in their site. People with disabilities were present in 34% of sites. Persons with chronic diseases were present in 29% of sites. Unaccompanied elderly persons were present in 24% of sites.

SITE MANAGEMENT

87% of sites are managed by government and the remainder by private individuals, religious or local NGOs. 83% of sites have staff present 24 hours per day, with 13% only during the day.

SITE ENVIRONMENT

77% of sites are not fully accessible for persons with mobility issues, with a lack of ramps as the most cited concern. 77% of sites are in need of fire extinguishers. The most common hazards are electrical (70%) and fire (20%). 30% of sites are without lockable storage spaces for belongings. 17% of sites do not have a sufficient heating system.

SHELTER AND NFI

67% of sites reported a need for more mattresses, with approximately a further 1,106 mattresses required. 87% do not have enough bedding and blankets. 70% of sites reported a need for more beds, with approximately a further 1,093 beds required.

HEALTH

97% of sites have an active health referral system in place. 93% have health worker visits on a regular basis. 80% of sites have basic medicines available on-site. Psychosocial support is available in 87% of sites.

WASH

Only 17% of sites meet or exceed the standard of 20 persons per toilet. 50% of sites report the need for additional toilets and/or showers. 87% of sites do not have toilets and/or showers equipped for people with physical disabilities. Provided bottled water is the most common source of drinking water (87%), followed by people drinking from the tap (23%). 27% of sites are not connected to the public sewage network. There is a need for personal hygiene items at 89% of sites. 50% of sites report a need for additional washing machines.

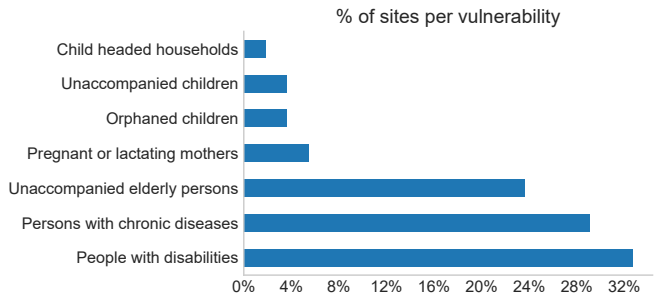

FOOD PROVISION

People are purchasing their own food at 80% of sites. 3% of sites do not contain a kitchen. 100% of sites report the need for additional kitchen appliances and furniture.

For more information on the assessment please contact Veronica Costarelli at vcostarelli@iom.int