

# Somalia

1 - 31 December 2022

In December, 84,667 new internal displacements were monitored by the UNHCR-led Protection and Returns Monitoring Network (PRMN). Drivers include drought related (67,488), conflict and insecurity (15,587) and others (1,592). No displacements related to floods were recorded.

Bay (26,309) received the highest number of displaced persons followed by Bakool (20,432) and Banadir (14,730) regions.



**34,595**

## Refugees & Asylum-Seekers

At the end of November 2022, there were 34,595 refugees and asylum-seekers registered in Somalia, mainly from Ethiopia (18,249 asylum seekers and 4,944 refugees), Yemen (9,877 refugees and asylum seekers) and Syria (1,121 refugees and 111 asylum seekers). The remaining 293 persons of concerns were from other countries.

Region	Ethiopia	Yemen	Other
Woq. Galbeed	10,089	4,835	1,080
Bari	7,863	1,869	96
Nugaal	2,605	211	17
Mudug	1,294	33	23
Togdheer	191	133	36
Sanaag	129	19	4
Awdal	294	171	9
Banadir	12	2,475	260
Sool			
Middle Shabelle			
Lower Shabelle			110
Other	716	21	
<b>TOTAL</b>	<b>23,193</b>	<b>9,877</b>	<b>1,525</b>



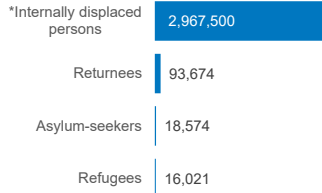
**93,674**

## Refugee Returnees (2014 - 2022)

Since December 2014, 93,674 Somali refugees have voluntarily returned to Somalia with UNHCR assistance from different countries of asylum including Kenya, Yemen, Djibouti, Libya, Sudan and Eritrea. In addition, some 42,635 Somalis were monitored as arriving from Yemen since March 2015.

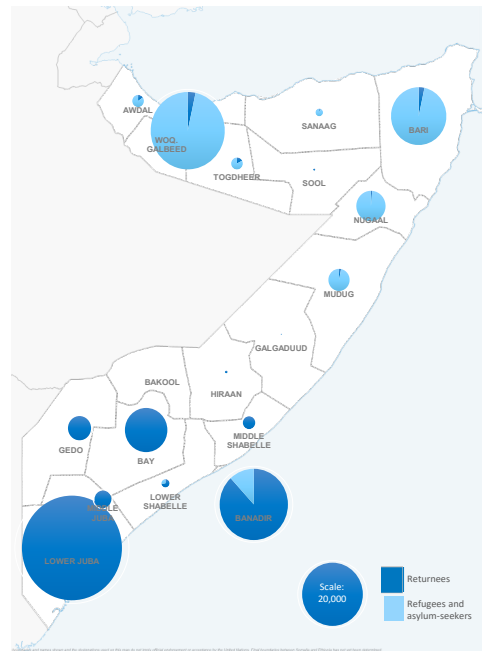
Region	Kenya	Yemen	Other
Lower Juba	54,508	16	128
Banadir	15,879	4,571	911
Bay	9,655	95	22
Gedo	2,922	2	44
Middle Juba	1,539		1
Middle Shabelle	798	41	25
Lower Shabelle	104	99	2
Hiraan	42	8	22
Woq. Galbeed	18	570	344
Galgaduud	15		3
Nugaal	13	29	19
Other	411	576	242
<b>TOTAL</b>	<b>85,904</b>	<b>6,007</b>	<b>1,763</b>

## Population of concern



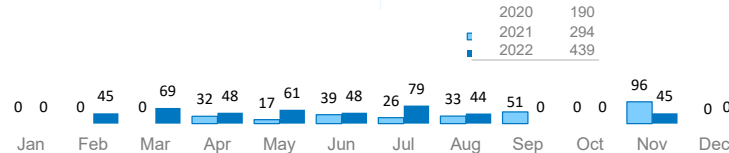
\*Estimated internally displaced persons as of November 2020 (Source: Information Management Working Group)

## Returnees, refugee and asylum seekers map

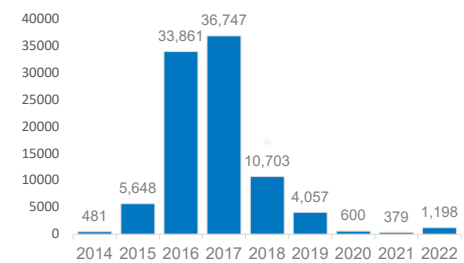
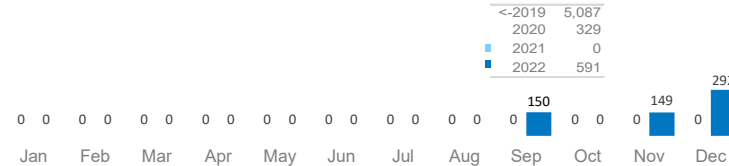


Number of returnees (with assistance from UNHCR) since 2014

## Somali returnees from Kenya by month



## Assisted spontaneous returnees from Yemen by month

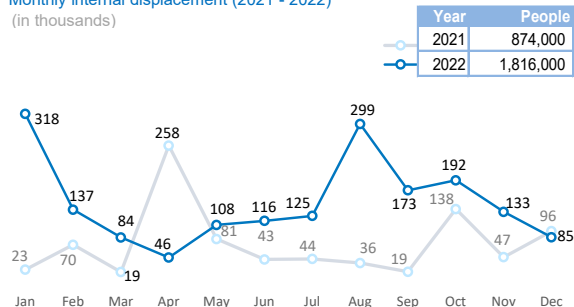


## Somalia Internal DISPLACEMENT

Displacements monitored by UNHCR Protection and Return Monitoring Network (PRMN)

### Monthly internal displacement (2021 - 2022)

(in thousands)



### 2022 displacement reasons

Drought	1,179,000
Conflict/Insecurity	607,000
Other	17,000
Flood	13,000
Total	1,816,000

### 2022 top arrival regions

Banadir	422,000
Hiraan	254,000
Galgaduud	251,000
Bay	180,000
Bakool	134,000
Gedo	122,000
Mudug	119,000
Lower Juba	74,000
Other	261,000
Total	1,816,000

### December 2022 displacement reasons

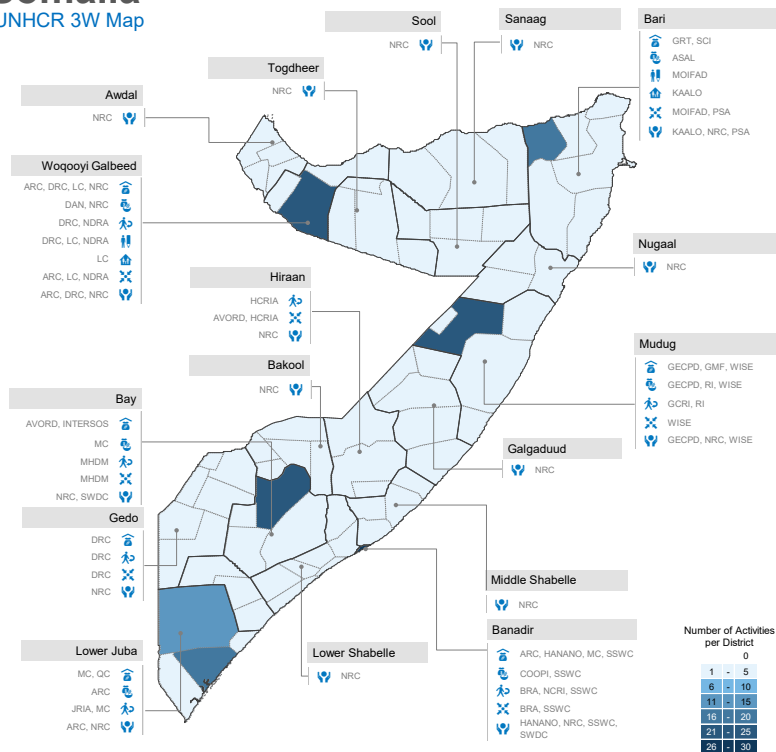
Drought	67,000
Conflict/Insecurity	16,000
Other	2,000
Total	85,000

### December 2022 top arrival regions

Bay	26,000
Bakool	20,000
Banadir	15,000
Middle Juba	7,000
Gedo	3,000
Lower Juba	2,000
Galgaduud	2,000
Nugaal	2,000
Other	8,000
Total	85,000

# Somalia

UNHCR 3W Map



Number of activities by region and category

Region	Basic Needs and Essential Services	Leadership, Coordination and Partnerships	Favourable Protection Environment	Fair Protection Processes and Documentation	Durable Solutions	Security from Violence and Exploitation	Community Empowerment, Self Reliance and Self Management	Logistics and Operations Support
Awdal								4
Bakool								5
Banadir	10	3	3					3
Bari	6	2	1	4	1	1	1	8
Bay	8	3	3					1
Galgaduud								5
Gedo	2			2				1
Hiraan				1				1
Middle Juba								3
Lower Juba	11	1	6					19
Mudug	5	3	4	1				1
Nugaal								3
Sanaag								4
Middle Shabelle								4
Lower Shabelle								7
Sool								4
Togdheer								4
Woqooyi Galbeed	6	3	5	2	3	1	1	6

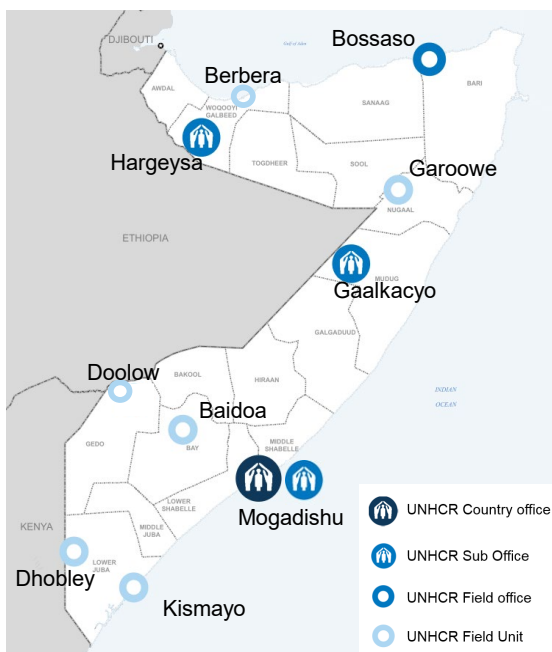
Category	Sub-category
BASIC NEEDS AND ESSENTIAL SERVICES	Water, Transport, Cash Grants, Core Relief Items, Education, Health
LEADERSHIP, COORDINATION AND PARTNERSHIPS	Cluster Coordination - Protection, Shelter, CCCM
FAVOURABLE PROTECTION ENVIRONMENT	Facility Rehabilitation, Equipment, Peaceful Coexistence
FAIR PROTECTION PROCESSES AND DOCUMENTATION	Registration, Profiling, Civil Documentation
DURABLE SOLUTIONS	Return Assistance, Transit Center, Counseling
SECURITY FROM VIOLENCE AND EXPLOITATION	Legal Protection, SGBV Prevention & Response, Material Assistance, FRMN
COMMUNITY EMPOWERMENT, SELF RELIANCE AND SELF MANAGEMENT	Cash Grants, Employment, Business, Vocational Training
LOGISTICS AND OPERATIONS SUPPORT	PCM, Warehouse Management, Transport

## UNHCR Presence

**Staff**  
117 National Staff  
46 International Staff  
32 Affiliate Workforce

## Offices

1 Country Office in Mogadishu  
3 Sub-Offices in Gaalkacyo, Hargeysa and Mogadishu  
1 Field Office in Bossaso  
6 Field Units in Baidoa, Dhobley, Garoowe, Kismayo, Berbera and Doolow  
1 Support Office in Nairobi



## Contact

**Magatte Guisse**, Representative, Somalia  
guisse@unhcr.org, Cell: +252 611 634 665

## Links

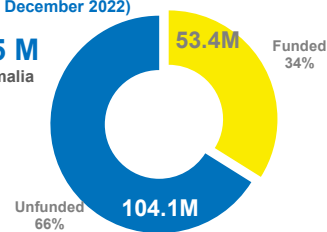
[Somalia: Global Focus](#) - [Somalia: Information sharing portal](#) - [UNHCR Somalia](#) - [@UNHCRSom](#) - [Facebook: UNHCR Somalia](#) - [Somalia internal displacement](#)

UNHCR is grateful for the generous contributions of donors who have directly contributed to the UNHCR Somalia operation in 2022



## Funding (as of 29 December 2022)

**USD 157.5 M**  
requested for Somalia



## UNEARMARKED CONTRIBUTIONS | USD

Sweden 99.3 million | Norway 72.5 million | Spain 72.1 million | Netherlands 37.2 million | Denmark 35.6 million | Germany 24.4 million | France 18.5 million | Switzerland 18.4 million | Private donors Spain 45 million | United Kingdom 40.1 million | Belgium 11.9 million | Ireland 11.8 million | Japan 21.7 million | Republic of Korea 34.4 million | Canada 13.6 million | Italy 19.2 million | USA 29.9 million

Algeria | Armenia | Australia | Azerbaijan | Bulgaria | Canada | Costa Rica | Estonia | Finland | Iceland | Kuwait | Liechtenstein | Lithuania | Luxembourg | Monaco | Montenegro | Peru | Philippines | Qatar | Republic of Korea | Saudi Arabia | Singapore | Thailand | Turkey | Uruguay | Private donors