

# ITALY WEEKLY SNAPSHOT (09 JAN - 15 JAN 2023)

## Sea arrivals <sup>1</sup>

**3,584**

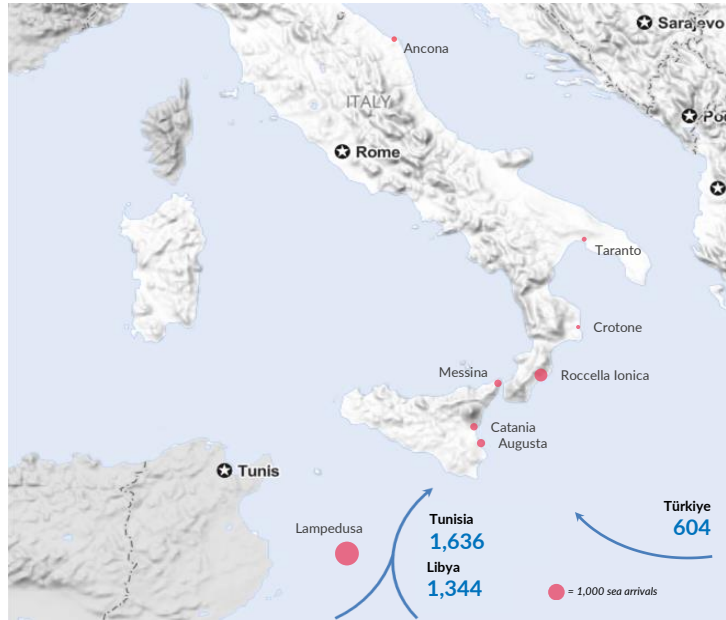
year-to-date arrivals

**324**

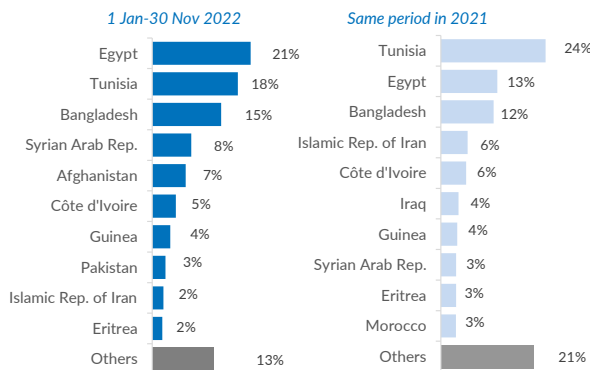
year-to-date arrivals in 2022

**+1006%**

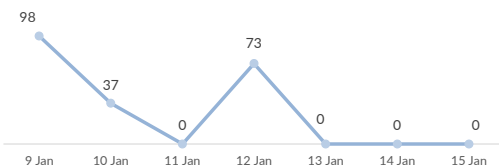
## Sea Arrivals in 2023 by disembarkation site



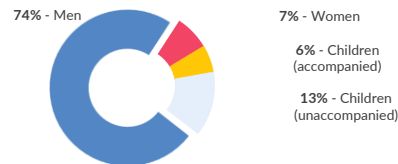
## Top 10 most common countries of origin



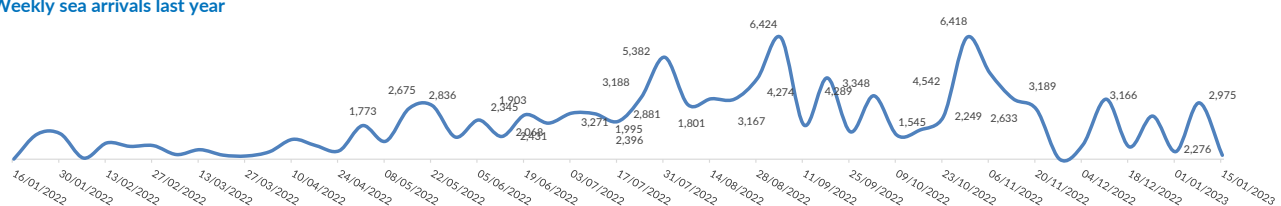
## Daily sea arrivals last week (09 Jan - 15 Jan 2023)



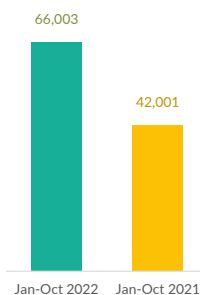
## Sea arrivals by gender and age, Jan-Nov 2022



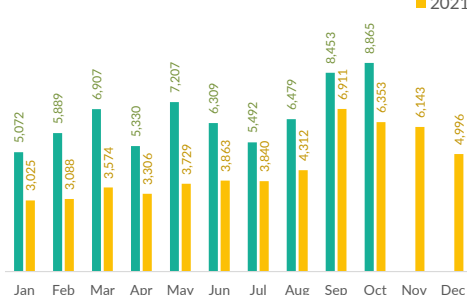
## Weekly sea arrivals last year



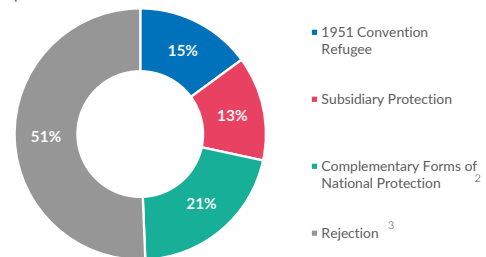
## Asylum applications, Jan-Oct 2022 vs Jan-Oct 2021



## Asylum applications by month, Applications are not necessarily lodged by new arrivals 2022 vs 2021



## First-Instance RSD Decisions, Jan-Sep 2022



Total first-instance decisions (Jan-Sep 2022) **38,775**  
 Total pending cases (as of Oct 22) <sup>4</sup> **67,510**

<sup>1</sup> The charts above are based on figures from the Italian Ministry of Interior and UNHCR estimates. All figures are provisional and subject to change. Please note that, in addition to sea arrivals, Italy also receives land arrivals and air arrivals. The present document focuses on sea arrivals only, as per official figures provided by the Italian Ministry of Interior.

<sup>2</sup> 'Complementary forms of national protection' include decisions granting authorization to stay for humanitarian reasons under national law to persons who are not eligible for international protection, but nonetheless at risk of violation of articles 3 and 8 of the ECHR in case of return.

<sup>3</sup> 'Rejection' includes all cases closed, including decisions not taken on the merits, such as inadmissibility decisions and no-shows.

<sup>4</sup> Source: Ministry of Interior. This includes pending cases at first and second instance.