Food Security Dashboard

Quarter 4

Uganda Refugee Response Plan (RRP) 2022 - 2023

January - December 2022

Overview

The food security sector contributes to Strategic Development Goal 2.1 by improving access to nutritious food among refugees and asylum seekers in the 13 refugee settlements. Furthermore, the sector promotes the self-reliance of refugee communities through complementary activities.

Despite operational constraints, WFP and partners assisted 1.37 million beneficiaries in all the refugee settlements through the provision of food and unrestricted cash transfers. A total of 771,155 beneficiaries received cash transfers, and 597,925 beneficiaries received in-kind food assistance. Overall, the proportion of beneficiaries with an insufficient food consumption score (FCS) in Q4 2022 remained similar to that of Q4 2021 (from 43.8 to 42.7). The FCS could have been impacted by the high food prices that affected purchasing power of cash beneficiaries as well as protracted dry spells that affected crop production. Furthermore, constrained resources forced WFP to reduce rations for over 400,000 beneficiaries receiving in-kind food assistance. Despite these challenges, food assistance was provided throughout the reporting period.

The indicators for the moderate acute malnutrition (MAM) treatment programme remained above the threshold (>75 per cent), with an average recovery rate of 95.5 percent. This can be attributed to health systems strengthening efforts through the training of village health teams (VHTs) as well as mother care groups in feeding practices hence promoting recovery of malnourished children within the respective communities.

Digital cash transfer mechanisms through agent banking continued to be scaled up, with cash beneficiaries owning bank accounts increasing from 31 percent to 36 percent by the end of Q4. Agency banking expanded across all settlements from 274 to 298 agents. Out of these, 42 are females. To complement cash assistance, WFP provided financial literacy training to cash beneficiaries. In quarter 4, WFP and partners reached 30,048 beneficiaries across all 13 settlements.

In 2023, within the constraints of available resources, WFP will implement a progressive shift to needs-based targeting of all relief food and cash assistance to refugees in Uganda. The prioritisation exercise will ensure that: 1) the most vulnerable refugees and new arrivals receive the highest food ration possible based on available resources; 2) the moderately vulnerable receive a reduced ration, and possible livelihood support; while 3) the least vulnerable, self-reliant households will be taken off from monthly humanitarian food assistance.

Key indicators

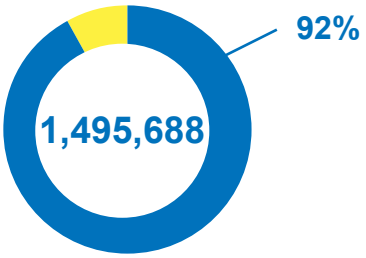

Refugees receiving monthly food assistance

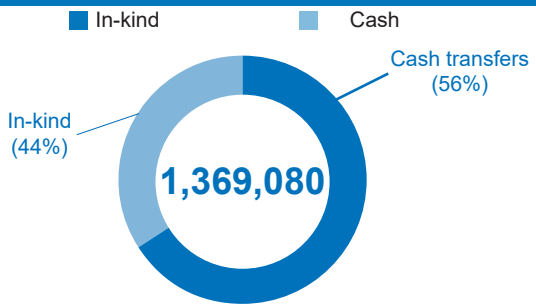

Monthly food assistance by transfer modality



Households with poor or borderline Food Consumption Score

Outcome: Refugees and asylum seekers have improved access to adequate nutritious food

Indicator	*Actual*	*Target/Standard ('22)*	*Actual* ■ *against annual target* ■ *or standard*
Refugees receiving in-kind food assistance			
- Congolese refugees	55,041	438,547	13% of the refugee pop targeted reached.
- South Sudanese refugees	535,652	907,822	59% of the refugee pop targeted reached
- Other refugees	7,232	88,811	8% of the refugee pop targeted reached.
Refugees receiving food assistance through cash transfers			
- Congolese refugees	232,011	438,547	53% of the refugee pop targeted reached.
- South Sudanese refugees	326,551	907,882	36% of the refugee pop targeted reached.
- Other refugees	212,593	88,811	>100% of the refugee pop targeted

0 20 40 60 80 100

Achievements data: ActivityInfo (reported by sector lead) **Author:** UNHCR Representation in Uganda **Feedback:** ugakaimug@unhcr.org **For more info:** www.ugandarefugees.org

Sector contact: Stephan Deutscher (WFP)
stephan.deutscher@wfp.org ,+256781049813

Published: February 2023

Indicator	Actual	Target/Standard ('22)	Actual against annual target or standard
Men, women, boy and girls trained on financial literacy			
- Congolese refugees	57,327	2,390	>100%
- South Sudanese refugees	51,038	106,155	37%
- Other Refugees	26,381	1,054	>100%

Outcome: Reduced Prevalence of Acute and Chronic Malnutrition among Refugees and asylum seekers in Uganda

Indicator	Actual	Target/Standard ('22)	Actual against annual target or standard
Moderate Acute Malnutrition Treatment Recovery Rate			
- Congolese refugees	94%	75%	
- South Sudanese refugees	94%	75%	
- Other refugees	93%	75%	

0 20 40 60 80 100

Funding

$ 235M Total Recquired

$174.4M Received (74%)

$74.5M Gap (26%)

Operational presence

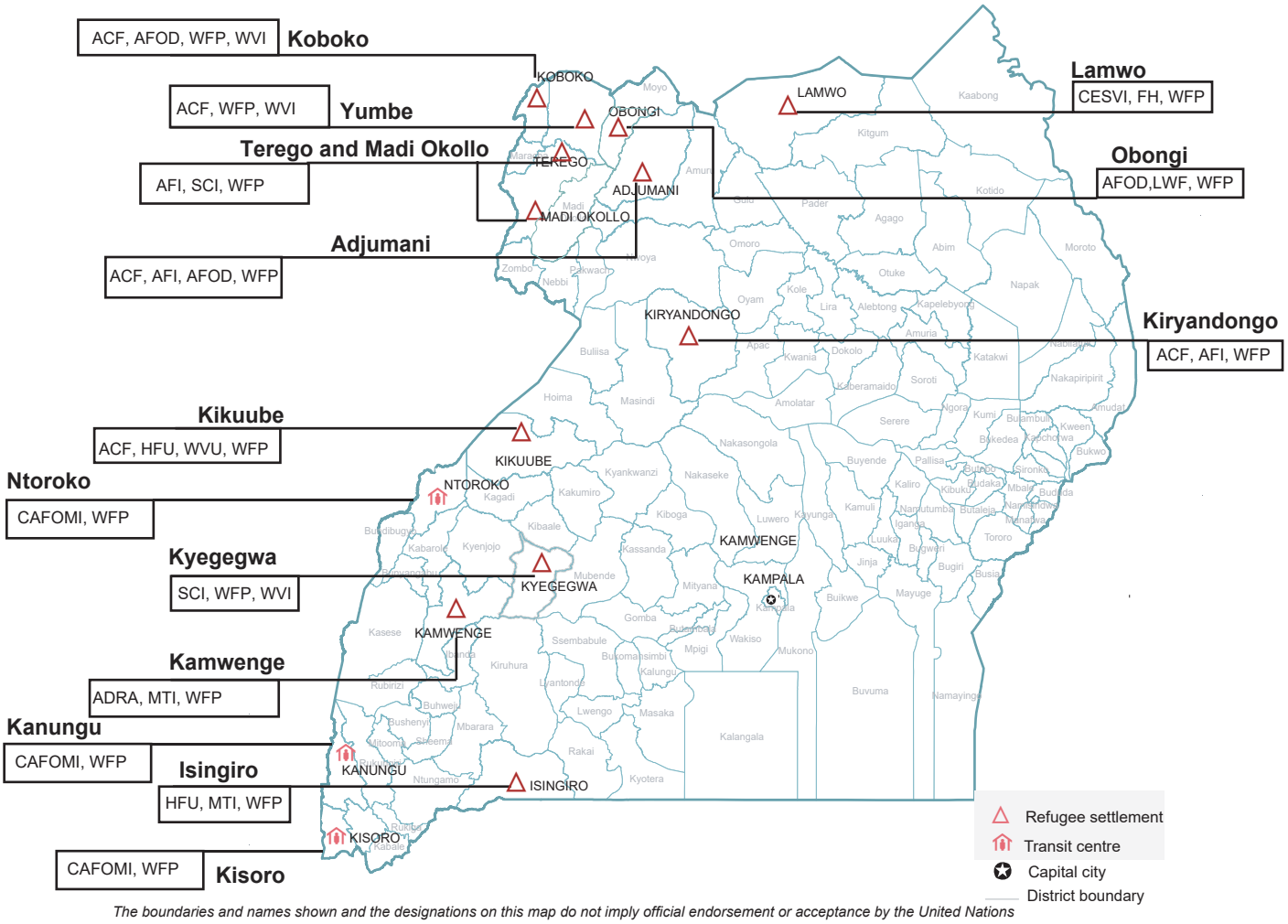

The boundaries and names shown and the designations on this map do not imply official endorsement or acceptance by the United Nations

Partners

Action Against Hunger Uganda (ACF) | Adventist Development and Relief Agency (ADRA) | Airtel Uganda | Alliance Forum for Development (AFOD) | Andre Foods International (AFI) | Care and Assistance for Forced Migrants (CAFOMI) | Cooperazione e Sviluppo (CESVI) | Equity Bank Limited | Food for the Hungry (FH) | Finnish Refugee Council (FRC) | Lutheran World Federation | Hunger Fighters Uganda (HFU) | Post Bank Uganda (PBU) | United Nations World Food Programme (UN WFP) | World Vision International (WVI)