

## Total Population

1,521,424

## Refugees

1,481,827

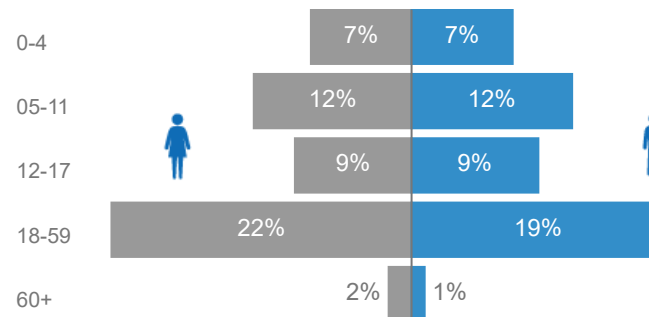
## Households

385,051

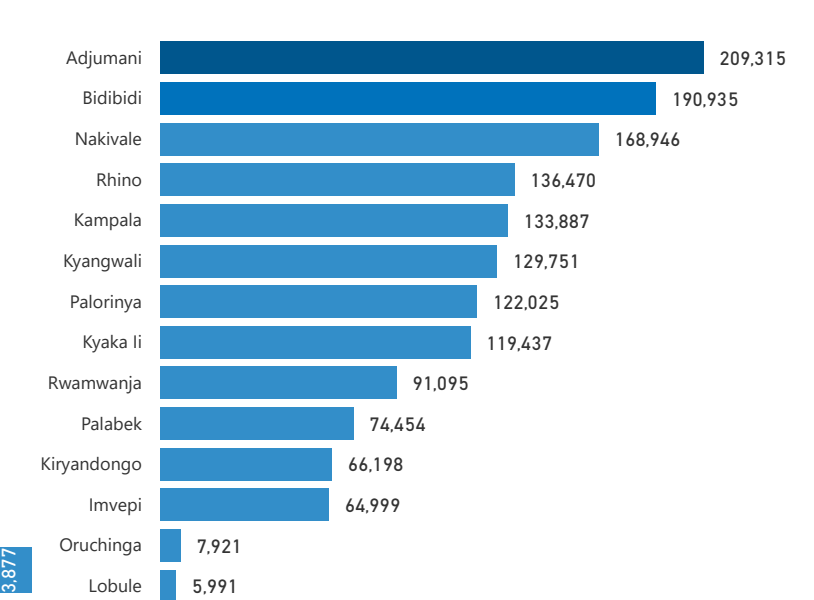
## Asylum-Seekers

39,597

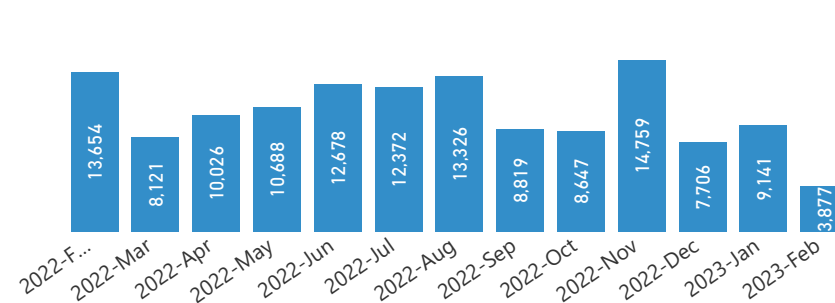
## Age & Gender Breakdown



## Population by Location



## Registered New Arrivals by Arrival Month



### Living in Settlements

91 %  
1,387,537

### Urban areas

9 %  
133,887

### Under 12

38 %  
584,802

### Women & Children

80 %  
1,221,715

### Female

52 %  
784,951

### Under 18


56 %  
858,522

### Elderly

3 %  
40,489

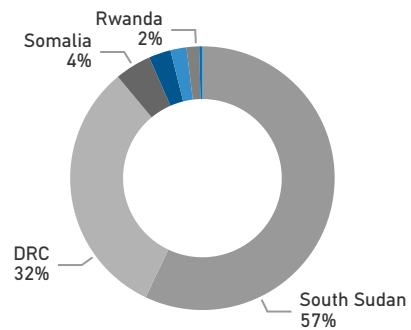
### Youth (15-24)

24 %  
363,842

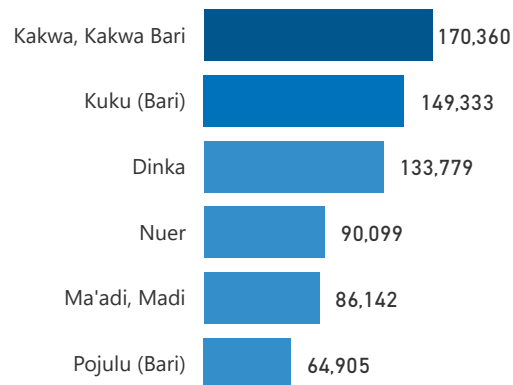


\* Kampala includes other Urban areas

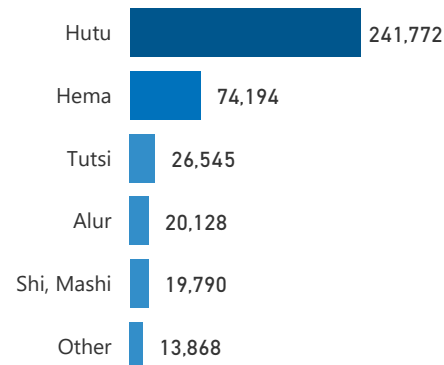
## Top 7 by Country of Origin



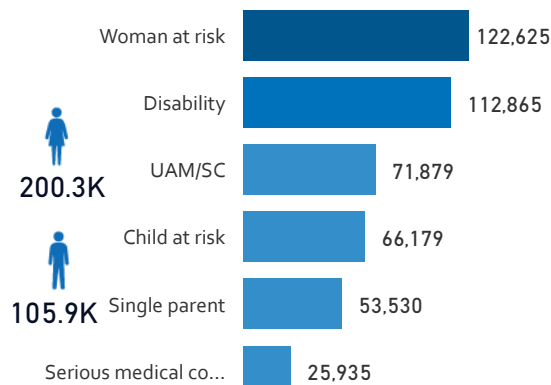
## South Sudanese by Ethnicity - Top 6



## Congolese by Ethnicity - Top 6



## Specific Needs - Top 6



UAM/SC = Unaccompanied or separated child

## Access to Food/Cash Assistance

