

Mixed Movements Official Data

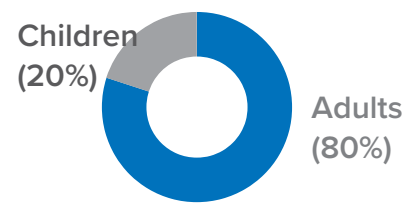
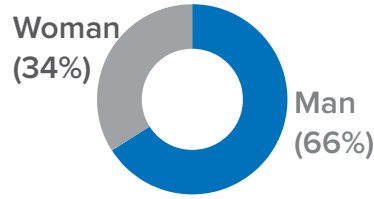
Darien Province, Panama-Colombia Border

March 2023

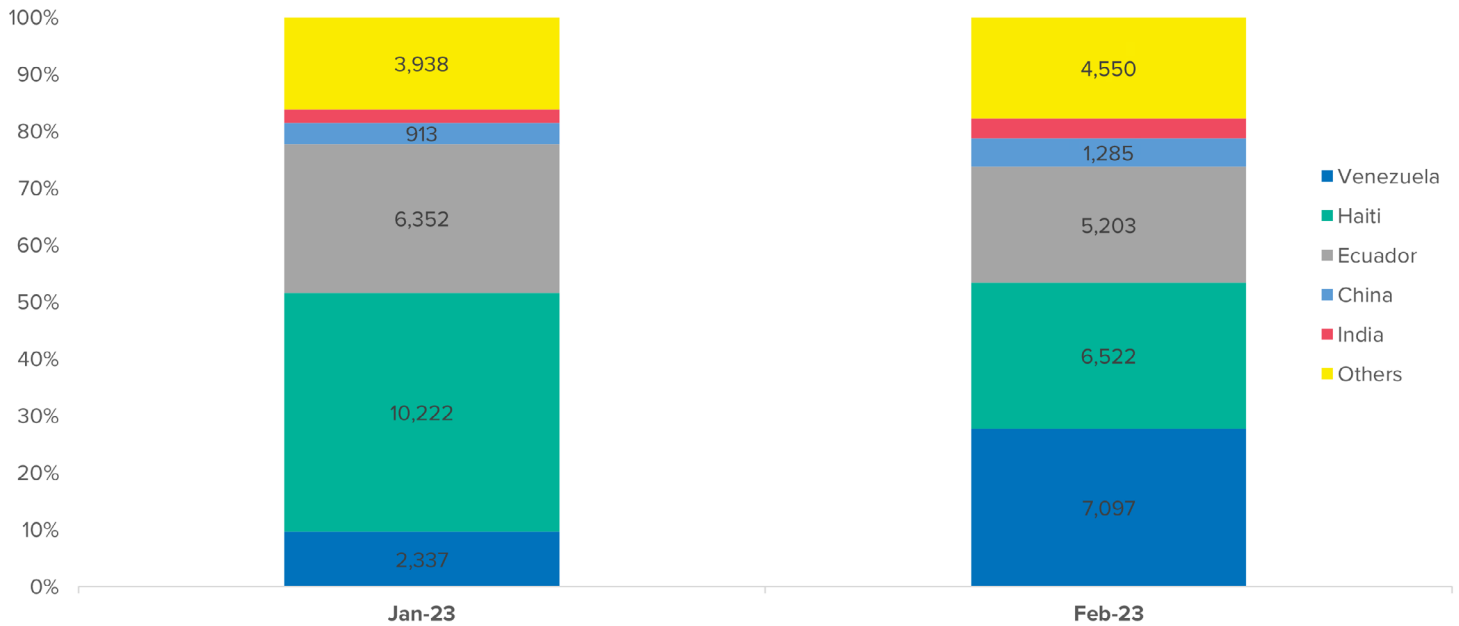
Total Entries 2023: **49,291**

Entries Feb. 2023: **24,657**

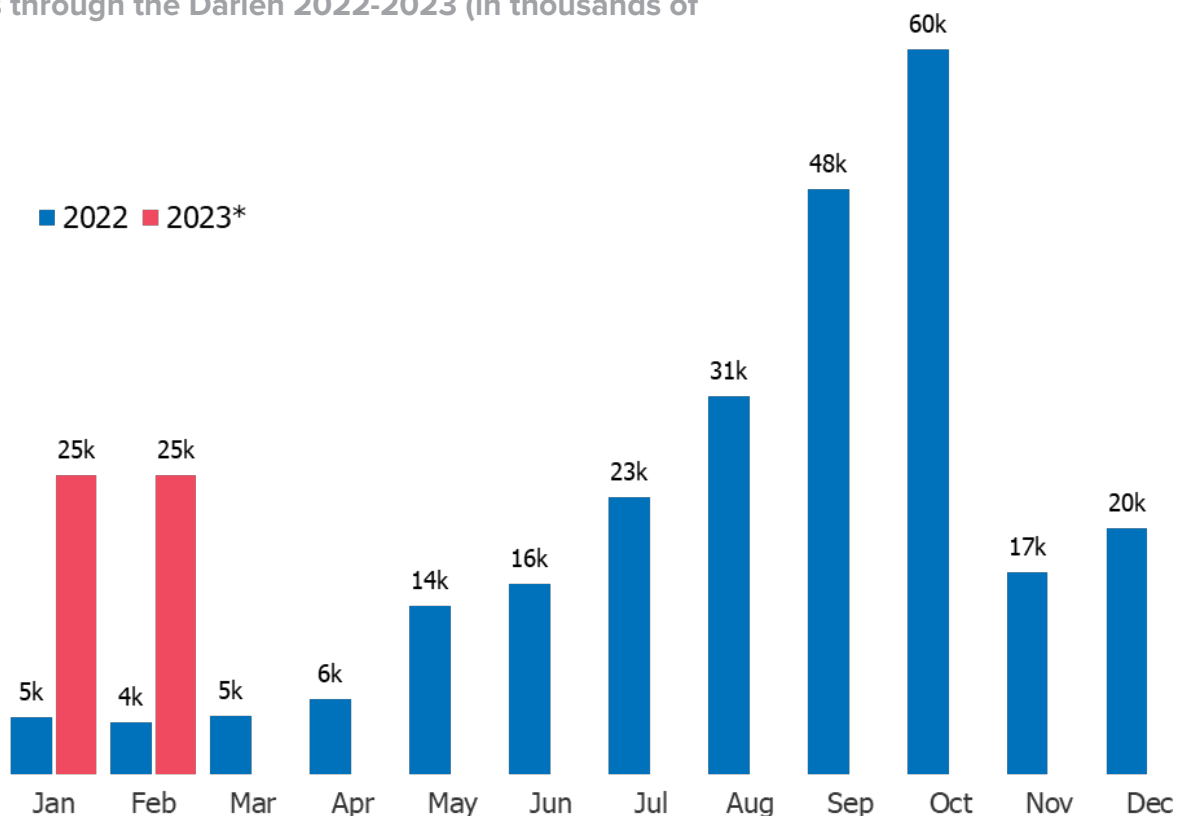
Source: Migraciones Panama, March 2023



Main Nationalities:



Irregular entries through the Darien 2022-2023 (in thousands of people):



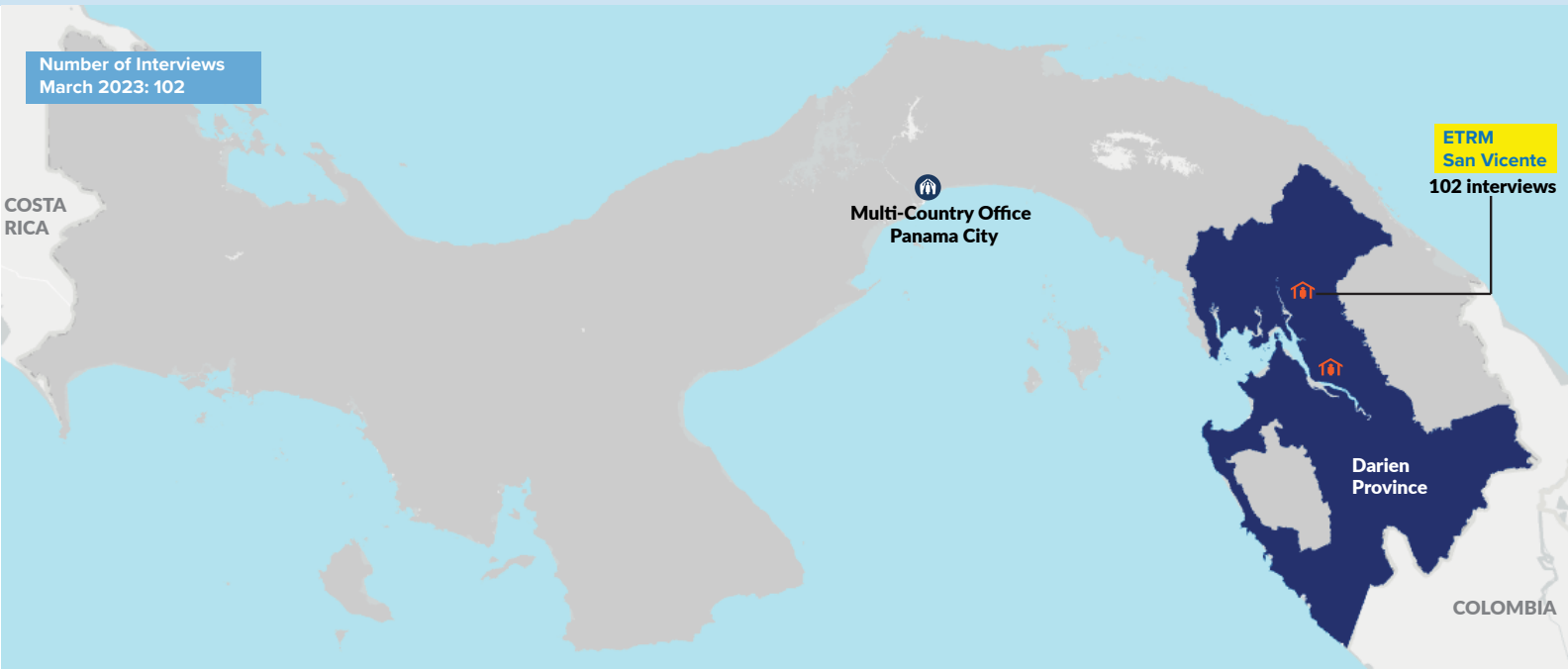
UNHCR
The UN Refugee Agency

Mixed Movements: Border Protection Monitoring

Darien Province, Panama-Colombia Border

March 2023

The UN Agency for Refugees (UNHCR) collects monthly information on the characteristics, vulnerabilities and protection needs of refugees and migrants who enter Panama through the province of Darien at the southern border with Colombia. The information is compiled through individual interviews conducted at the migratory reception stations (ERM) of San Vicente and Lajas Blancas. The preliminary results presented here are indicative only and should not be interpreted as representative of the total population of refugees and migrants who cross the border through the Darien jungle.



Demography

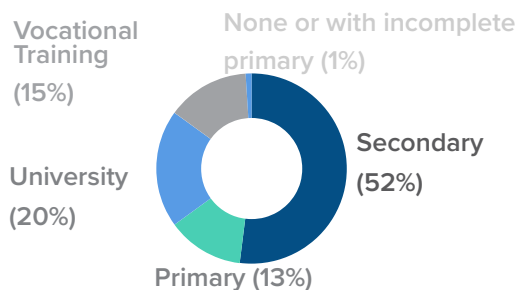
Sex of interviewed individuals



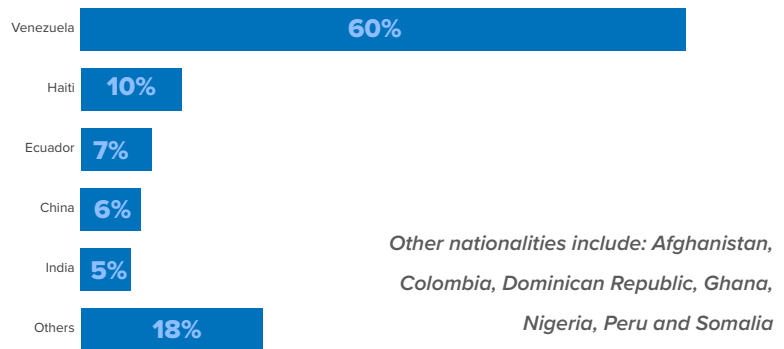
Average age

31 years

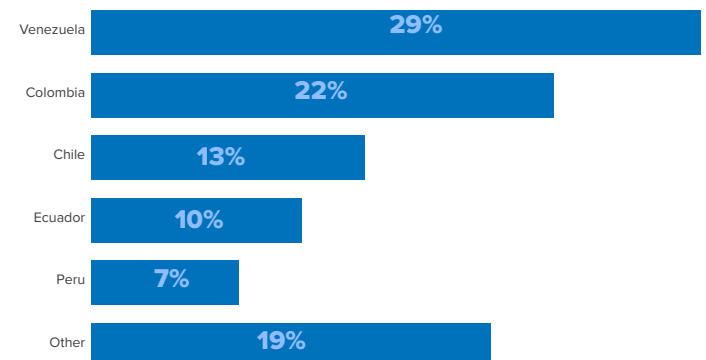
Highest education level reached by interviewed individuals



Nationality of interviewed individuals



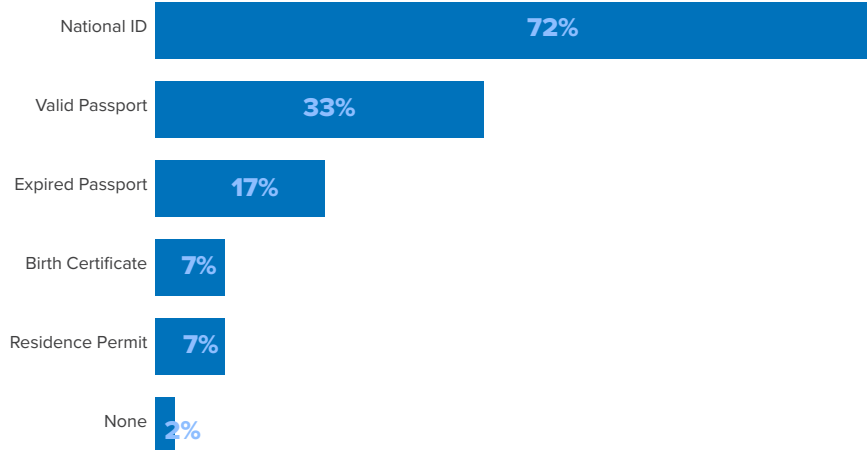
Country of residence in the last year



UNHCR
The UN Refugee Agency

Mobility Profile

Documents carried by the family



Almost a quarter of interviewed individuals reported traveling with a survivor of violence in their group (sexual, physical or psychological)

This figure likely represents an underestimation of these incidents, when compared with other reports and information




8% of interviewed individuals reported traveling with pregnant or/and lactating women



11% of respondents reported traveling with someone with a critical or chronic medical condition



3% of interviewed individuals reported traveling with unaccompanied children in their group.



14% of interviewed individuals reported having a single parent traveling with children in their group



4% of interviewed individuals reported traveling with an elder in their group

70% of the interviewed individuals left their country of origin/residence:

Less than four weeks ago

Around 1% of interviewed individuals reported having the intention to stay in

Panamá

Most of them are planning to stay less than a month

Prior their arrival to Panama, 7% of interviewed individuals had applied for asylum in another country



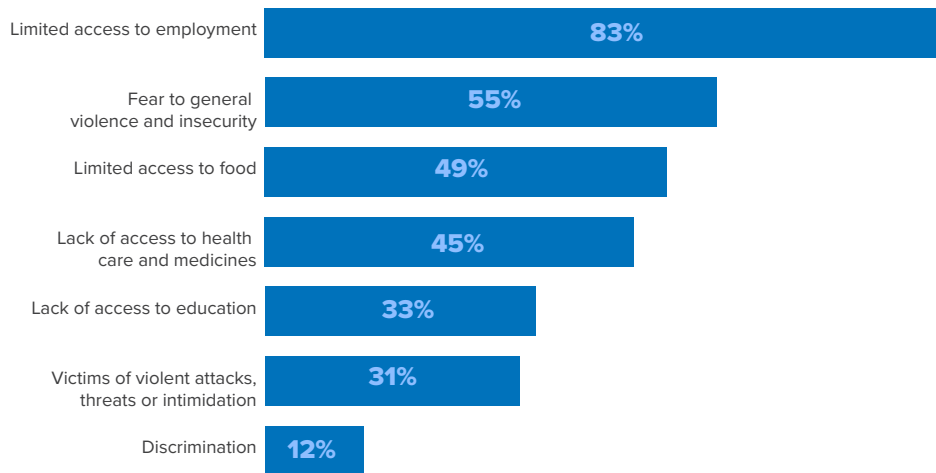
Mixed Movements: Border Protection Monitoring

Darien Province, Panama-Colombia Border

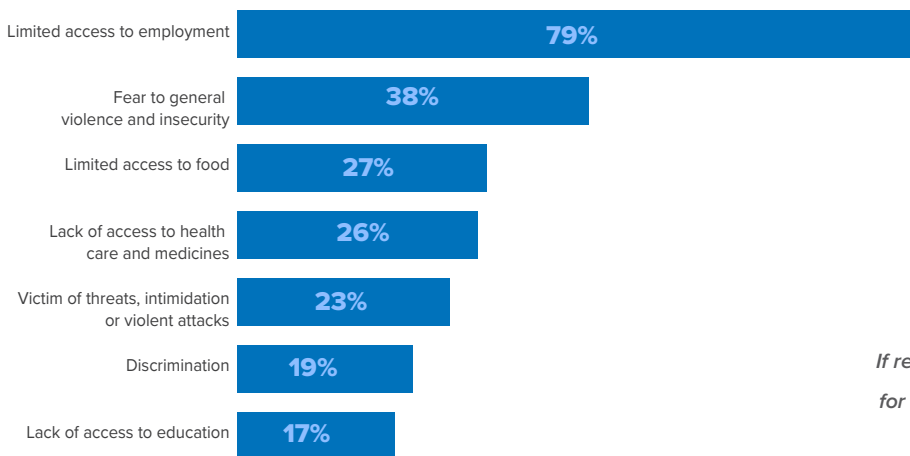
March 2023

Push and pull factors

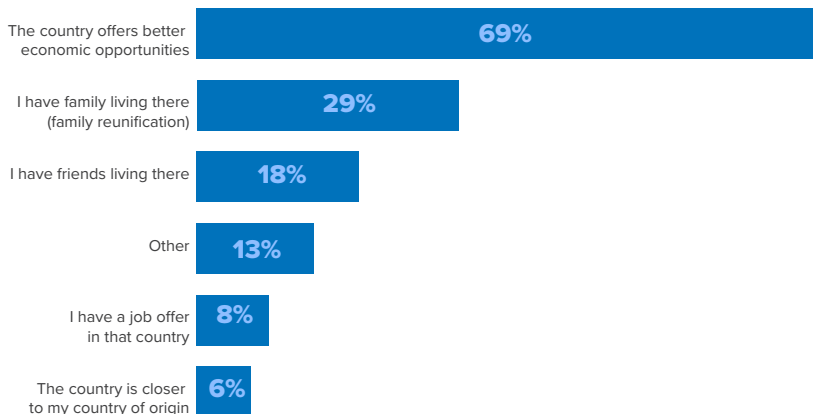
Main reasons for leaving country of origin



Main reasons for leaving country of residence



Reasons for choosing destination country



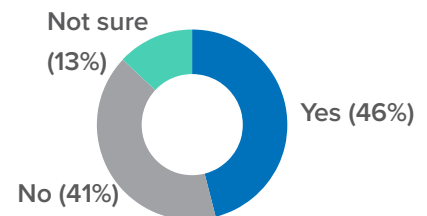
Most interviewed individuals (89%) reported the United States as their final destination

followed by Canada (6%) and Mexico (3%)

8 out of 10 people interviewed reported receiving information about the journey and making decisions based on the information received from friends and relatives who had already made it. They also received information through social networks, mainly TikTok (42%), Facebook (36%) and WhatsApp (30%).

Venezuelans

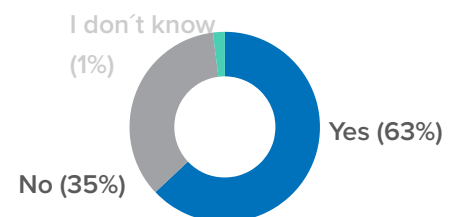
Intentions to return to Venezuela permanently



If returning, around half of respondents (43%) reported not knowing for how long. The main proportion (82%) would return to Venezuela visit family members.

Cubans, Haitians and Venezuelans

Have you received information about the new entry requirements to the United States?



For those who received information, the information was received mainly through family and friends living in the US (59%)

Mixed Movements: Border Protection Monitoring

Darien Province, Panama-Colombia Border

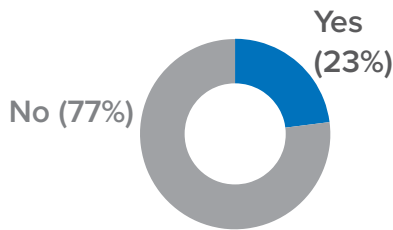
March 2023

Challenges during the journey

On average, interviewed individuals crossed the Darien jungle:

In 4 days
(Min. 1,5 days and Max. 15 days)

Did you experience any mistreatment or abuse during the journey through the jungle?



Almost one quarter (22%) of interviewed individuals reported being victims of robbery or fraud during their journey through the jungle

Additionally, 14% reported being victim of threats, intimidation, and attacks

Main needs



During the days of data collection, one of the main reported needs was around transportation due the low frequency of buses departing from the ETRM San Vicente and Lajas Blancas to ETRM Los Planes which was making several individuals and families to stay for two or more days at the ETRM.

Did you pay any person to guide you through the jungle?



Interviewed people who reported not paying a guide, described guiding themselves through the jungle using the existing informal colored plastic signs, as well as having traveled with other groups that did have a guide

Personally, what affected you the most while crossing the jungle?

The top five reported situations are:

72%	Physical security (concerns about attacks from people or animals, drownings, falls, etc)
43%	Fear of getting lost or not being able to get out of the jungle
42%	Cadavers observation*
36%	Children/other dependants care (pregnant women, children and people with disabilities)
19%	Inability to cover food needs

*Most people (84%) reported seeing between 1 and 8 cadavers in the previous seven days to data collection

UNHCR Multi Country Office for Belize, Cuba, Panama, Nicaragua and Southern Caribbean

Data Sources: UNHCR Protection Monitoring, conducted on the 6th to 9th March 2023.

Feedback: panpaim@unhcr.org